



NEED MORE?





Our equipment range is always growing. These are just a few of Asset Construction Hire's recent additions for builders and landscapers.



CONCRETE CARE	NEED MORE?	DINGLI	NEED MORE?
NEED MORE?	Genie	NEED MORE?	Bobcat
Milwaukee	NEED MORE?	EARTHMOVING	NEED MORE?
NEED MORE?	HILTI	NEED MORE?	UTES
Husqvarna	NEED MORE?	monitor	NEED MORE
NEED MORE?	FORKLIFTS	NEED MORE?	Atlas Copco
JLG	NEED MORE?	BOOM LIFTS	NEED MORE?
NEED MORE?	ISUZU	NEED MORE?	DYNAPAC
Vermeer	NEED MORE?	TIPPERS	NEED MORE?
NEED MORE?	AIR COMPRESSORS	NEED MORE?	STIHL
niftylift	NEED MORE?	MERLO	NEED MORE?

CONTENTS

GENERAL HIRE

MOTOR VEHICLES	10	CONCRETE TOOLS	34	HEATING & COOLING	56
EARTH MOVING	12	FLEX DRIVES	39	WELDING	57
ROLLERS	16	DEMOLITION TOOLS	40	LASERS	57
COMPACTORS	18	VACUUMS	44	FUEL CELLS & CAGES	58
CLEANING	19	PORTABLE TOILETS	45	PROPS	58
GENERATORS	20	SITE AMMENITIES	46	DETECTORS	59
AIR COMPRESSORS	24	LIGHTING	47	TRAFFIC MANAGEMENT	59
AIR TOOLS & ACCESSORIES	25	CORDLESS TOOLS	48	FORKLIFTS	60
TREE CARE	26	HAND TOOLS	51	TELEHANDLERS	64
PUMPS	29	MATERIAL HANDLING	52	MOBILE SCAFFOLD	68
LANDSCAPING	30	WATER TRAILERS	55	TEMPORARY FENCING	69

ELEVATED WORKING PLATFORMS (EWP)

ELECTRIC SCISSOR LIFTS	70
ROUGH TERRAIN SCISSOR LIFTS	72
STICK BOOMS	74
KNUCKLE BOOMS	80

JIBBI 1250 EVO	87
NIFTY HR12	88
NIFTY HR17NE	89
NIFTY HR21	90
NIFTY HR28	91
NIFTY SD210	92
MONITOR 1890	93
MONITOR 2714	94
E209PX TRUCK MOUNT	95
E140P UTE BOOM	96

DOCUMENTS

DAMAGE WAIVER	97
TERMS & CONDITIONS	98
FAQ	102



"I believe the client shouldn't have to problem-solve, that's our job and I now have the team and equipment at Asset Construction Hire that can deliver on all accounts,"

- Peter Leemhuis

In 2010, the national take-over of a locally run construction hire company sparked an idea in local business owner Peter Leemhuis, and Asset Construction Hire (ACH) was formed.

Born and bred in Canberra, Peter recognised the benefits of dealing with a local company who understood their business requirements, the construction industry, and the trust built through dealing with the same faces. He successfully established a strong and independent elevated work platform hire company, employing skilled staff who could offer a wealth of experience across a vast range of industry knowledge.

Asset Construction Hire has now served the construction industry in Canberra and its surrounding regions for over 12 years. We pride ourselves on industry experience and a customer-focused "can do" attitude. Our vision provides clients superior equipment and support, and also the backing of a dedicated team.

“In 2023 Asset Construction Hire opened a new general hire depot on Cessnock Street in Fyshwick.

Because of the support of our customers and the MBA, the success of the building industry in Canberra, and the strength of our local community, our services and fleet continue to expand. What was a three-person 30 machine start-up has now grown to over 40 people, 1000 units and a fleet of 11 delivery trucks.”

- Darrell Leemhuis



OUR STRENGTHS

Our customers come first. We make your project easier and help you every step of the way with friendly and approachable staff. We offer dedicated and experienced Account Managers, on call 24/7.

Our strong understanding of your needs and challenges are backed by a team who will work beyond expectations to solve problems.

Free site inspections, equipment is selected to match the needs of your project.

On-site mechanical servicing and support, making us proactive in keeping your deadlines met.

Dedicated logistics and transport fleet with experienced operators who are customer-focused.

Specialized range of tools and equipment, plus electric, hybrid and extra-capacity solutions.

Our assets are always kept in good working order, complete with full and detailed equipment maintenance and repair schedules.

Efficiency and accuracy are paramount. Our administration team is focused on resolving invoicing queries and will respond quickly when adjustments or clarification are required.

NEED MORE

ON-DEMAND DELIVERY?



We can deliver small tools and all sizes of construction equipment, vehicles and machinery direct to your property or work site, on-demand!

Our team services Canberra and the surrounding regions, including Goulburn, the South Coast and beyond.

Just call us on 1300 361 383 with your requirements and we'll be there fast with whatever you need.





Our fleet of rental motor vehicles just keeps growing! At our new Cessnock Street general hire branch, we now offer everything from 2WD and 4WD work utes, through to 8.5 Ton Tipper Trucks.

Need to relocate some tools or small equipment?

Got some soil you've just excavated that needs to be taken away?

Want to tow some earthmoving equipment, a generator or air compressor?

We offer great rates for long term hires, and many vehicles include unlimited kilometers of travel during your hire.

Tipper 8500kg



- 4640kg payload
- Tow up to 4500kg with 70mm ball
- MR licence required

Pantech Truck 4500kg



- Tuck-away tailgates
- Reverse cameras
- 4500kg GVM
- Unlimited kilometres
- Internal Dimensions: 4.2m L x 2.1m W x 2m H

Triton Ute



- 2WD and 4WD Options
- Automatic transmission
- Flashing beacons
- Tow bar
- Steel tray

Hiace Van



- 6.2sqm cargo space
- Automatic transmission
- Cargo barrier
- 2.8L Turbo Diesel

Extended Wheelbase Van



- 17sqm load volume
- 4383mm load length
- Normal car licence

Tipper 4500kg



- Transport up to 1.3 Tons of material
- Normal car licence

Tipper 6500kg



- Transport up to 2.6 Tons of material
- LR licence required

NEED MORE

EARTH MOVING?



Projects big or small, we've got the equipment to get your earth really moving! Landscaping, road works, levelling, trenching or just digging? No problem.

A wide range of dumpers, excavators, loaders and vacuum excavators are ready to hire.

Need more?

We have plenty of job-specific attachments, trailers and tipper trucks too.

Need More flexibility? We have lots of attachments like this auger.



Mini Dumper Electric Tufftruck



- 450kg max payload
- 850mm width
- 1000W 24V electric motor

Dumper 1.5 Ton



- 1.5 Ton payload
- Excellent for minor construction work
- Permanent 4x4
- Hydrostatic transmission

Dumper 3.5 Ton



- 3.5 Ton payload and 180 degree swing skip
- Balanced mid-range model
- Hydrostatic transmission

Dumper 6 Ton



- 6 Ton payload and 180 degree swing skip
- Torque converter transmission
- Digital display with real time readout of vital information

Vacuum Excavator 100 Gallon



- 2000kg GVM
- 24hp engine
- 575cfm blower

Vacuum Excavator 250 Gallon



- 4472kg GVM
- 31hp engine
- 575cfm blower

Small Skid Steer Loader



- 343kg operating capacity
- 1268kg operating weight
- 17.5kW diesel engine

Mini Tracked Skid Steer Loader



- 725kg operating capacity
- 2.25m hinge pin height
- Diesel engine
- 1814kg weight

Mini Tracked Skid Steer Loader



- 1198kg tipping capacity
- 419kg rated operating capacity
- Diesel engine

Medium Skid Steer Loader



- 967kg operating capacity
- 2991kg operating weight
- 49kW diesel engine

Large Skid Steer Loader



- 1253kg operating capacity
- 3657kg operating weight
- 56kW diesel engine

Excavator 1 Ton



- Navigate through narrow openings and tight conditions
- 1176kg operating weight
- Zero tail swing

Excavator 2 Ton



- Hydraulic retracting undercarriage
- 1930kg operating weight
- 991mm retracted width
- 4.3m max reach at ground level

Excavator 3.5 Ton



- Dual flange track rollers
- Excellent over-the-side digging and slewing
- 3492kg operating weight
- 5.2m max reach at ground level

Excavator 5 Ton



- 4905kg operating weight
- Zero tail swing
- 3.52m digging depth
- 5.9m max reach

Earthmoving Attachments

Buckets, mud buckets, tilt buckets, sieve buckets, rippers, augers, spreader bars, trenchers, forks and sweepers!

Talk to our friendly team about your project, and we'll set you up with the machine and attachments to get your work finished in an efficient and cost-effective manner.





Small driveways, the leveling of large blocks, roads, trenches, streets and parking lots, our range suits everything from small projects through to large building foundations and industrial construction sites.

Need more?

We have a whole range of walk-behind compaction equipment too, not to mention generators and concrete gear for your building projects.

Our smaller models are great for working in tight and confined spaces



Light Compaction Roller



- 1.34m width
 - 2600kg op. mass
 - 26kW rated power
- Hydrostatic drum drive and variable speed for delivering a smooth surface.

Trench Roller



- Remote control
 - 0.61 - 0.85m width
 - 1595kg op. mass
 - 26kW rated power
- Radio controlled trench compactor for compaction of cohesive soil.

900S Twin Drum Smooth Roller



- 0.97m width
 - 1640kg op. mass
 - 17kW rated power
- Drum width of 900mm used for small-scale compaction work such as pavements.

1200VI Twin Drum Smooth Roller



- 1.34m width
 - 2600kg op. mass
 - 26kW rated power
- Tandem-drum asphalt roller with heavy-duty cast forks and flexible lifting/towing/tie-down.

1300VI Twin Drum Smooth Roller



- 1.3m width
 - 3900kg op. mass
 - 37kW rated power
- Articulated tandem rollers for compaction on streets where size and noise matter most.

1300PD Pad Foot Roller



- 1.495m width
 - 4800kg op. mass
 - 55kW rated power
- Vibratory roller for compaction on road shoulders and in cramped spaces.

Hand operated compactors are perfect for confined spaces, and the compaction of thin layers such as granular soils including gravel, road base and asphalt.

Our leading-brand compactors are robust and durable, and ready to get your surfaces smoothly and safely under control.

5hp Forward Plate Compactor



- 420x510mm plate
- 81kg weight

Central lifting hook for easy handling. Powerful 4 stroke engine.

Tamping Ram



- 230 - 280mm plate
 - 70kg weight
- Hard-hitting compaction with reduced noise and low handle vibration.

4hp Forward Plate Compactor



- 350 x 510mm plate
- 78kg weight

Portable with folding handle and wheel kit. Superior build quality.

4.5hp Forward Plate Compactor



- 420mm plate
- 78kg weight

Popular choice for pavers and general contractors.

Manual Tamper



- 254 x 254mm head
- 1.4m handle

Great for small jobs where a petrol solution might be overkill.

From industrial brooms, to air purifiers, pressure washers and water trailers.

Need more?

We have wet & dry and dust extracting vacuum cleaners for hire too, not to mention towable water trailers for dust-suppression.

DustMaster Air Scrubber



- 1000m³/hr performance
 - H14 filtration (99.99%)
 - 25kg weight
- Placed in rooms to recirculate and constantly purify air to breathing standards.

2200psi Surface Cleaner



- 2200psi fixed
 - 40kg weight
- Rotary surface cleaner and built-in pressure washer wand.

3650psi Cold Pressure Cleaner



- 3650psi fixed
 - 10m hose
- Wash, de-grease and descaling for commercial applications.

4000psi Surface Cleaner



- 1000 - 4000psi
 - 107kg weight
- Blast away carpark dirt, or spray plants, windows and vehicles, all with one unit.

Hot Water Pressure Trailer

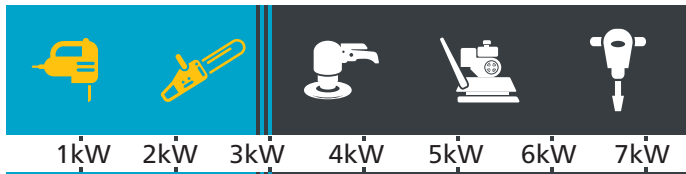


- 600L tank
 - 21L/minute
 - 360kg weight
- A handy trailer-mounted hot water pressure solution.



Need to power some small hand tools, large concrete equipment, or whole construction sites? We have generators to suit every purpose from simple jobs to large events!

Trailable, skid-mounted or simply carry-around, our solutions include both fuel-driven and battery powered options.



2 - 2.5kVA Generator



- 50Hz frequency
 - 230V
 - 2kW 2kVA
 - 21kg weight
- Variable speed smart control, delivers efficient power with the lowest fuel consumption.

3.5kVA Generator



- 50Hz frequency
 - 230V
 - 3.32kW 3.3kVA
 - 45kg weight
- Perfect partner for construction professionals, no matter the job site or task in-hand.

5kVA Generator



- 2x 15A Outlets
 - 230V
 - 11kVA
 - 100kg weight
- Ideal for farms, households and workshops. Robust design with roll frame.

20kVA Generator



- 50Hz frequency
 - 3 Phase
 - 20kVA continuous
 - 591kg weight
- Skid-mounted generator for work sites needing a reliable mid-term powering solution.

20kVA Trailer Generator



- 2x 15Amp outlets
 - 3 Phase
 - 20kVA
 - 5L/hr consumption
- Corrosion treated, water-proof canopy, and the ability to work at high and low ambient temperatures.

30kVA Trailer Generator



- 15Amp + 3Phase outlets
 - 30kVA
 - 6.9L/hr consumption
- Specifically designed for construction work and demanding job sites with easy maintenance.

40kVA Generator



- 2x 15Amp outlets
 - 40kVA
 - 9.5L/hr consumption
- Heavy duty industrial generator, built tough for guaranteed performance in harsh conditions.

40kVA Trailer Generator



- 2x 15Amp outlets
 - 40kVA
 - 9.5L/hr consumption
- Our towable heavy duty industrial generator for great performance in harsh conditions.

60kVA Generator



- 1x 1 phase 3x 3phase
 - 60kVA
 - 14L/hr consumption
- Quiet generator for heavy construction use, reliable and fuel efficient.

6 Outlet Distribution Board



- 50-60Hz frequency
 - 15Amp and 3 Phase
 - 66 IP rating
- Temporary power reticulation system that is built for rugged construction sites.

9 Outlet Distribution Board



- 50-60Hz frequency
 - 15Amp and 3 Phase
 - 66 IP rating
- 15kg with top quality ABL socket outlets, ready for demanding power applications.

Battery Power Supply



- Battery powered
 - Doubles as battery charger
 - Powers 16Amp tools
- Power without emissions, noise or vibration hazards.



G4

ASSET HIRE
1300 361 383

Atlas Copco

QAS 40

A
130

NEED
MORE?

ASSET HIRE
1300 361 383

Our small compressors are Australian built and trade-quality for driving your tools, sprayers and other air-driven needs.

For larger projects and heavier work environments, our trailer compressors are mobile solutions for renovation works, sandblasting, the use of pneumatic tools and more.

240V Air Compressor



- 9.5CFM
- 130psi
- 60L tank
- 85kg weight

Designed to withstand the rigours of daily commercial use. Copper-wound motor for efficient power.

100L Petrol Air Compressor



- 10.9CFM
- 145psi
- 100L tank
- 100kg weight

Powered by a Honda engine with twin cast iron cylinders and all high quality components.

175CFM Trailer Compressor



- 175CFM
- 100 psi
- Tow behind car

Compact and light weight but still features a full-size fuel tank and generator.

187CFM Trailer Compressor



- 187CFM
- 100psi
- Tow behind car

5.3 cubic m per minute of air, with full size tank and aftercooler, all in a light weight package.

400CFM Trailer Compressor



- 392CFM
- 100psi
- 4 pressure settings

Perfect for renovation works, rock drills, hammers and other heavy impact tools.

Need more hoses, fittings and air-tool attachments?

Talk to our friendly team about your project's needs and we'll set you up with the best tools for the job.

We can deliver to your site too, saving you lost time and hassle when things are getting busy.

Air Compressor Hoses



Contact us with your specific requirements, and we'll find a solution from our large range of air compressor hoses and fittings.

Airless Paint Sprayer



- 240V
- 20kg weight
- 2L / min max flow

Residential electric sprayer which is light weight and portable.





Pruning, trimming or complete tree removal, we can supply everything from the humble electric pruner, to the latest electric chainsaw.

Need More?

Our new wood chippers and stump cutters / grinders are from the industry's leading brands, and are ready to power through whatever tree waste you throw at or in them!



Vertical Woodchipper



- 13.5 Hp engine
 - 200kg weight
- Great for garden waste up to 120mm in diameter and produces 12mm chips.

6" Woodchipper



- 37Hp engine
 - 745kg weight
- Fast and aggressive chipping power, with twin 8 inch blades.

12" Woodchipper



- 110Hp engine
 - 2.4 Ton weight
- Tough brush-clearing with capacity to chip 17 inch wide material.

600kg Stump Cutter



- 35Hp engine
 - 598.7kg weight
- Take out medium sized stumps with this productive and reliable machine.

700kg Stump Cutter



- 25Hp engine
 - 703.1kg weight
- A compact solution for tricky spots, with long tracks for stability.

1.8 Ton Stump Cutter



- 67Hp engine
 - 1797kg weight
- Equipped with a 58cm cutting wheel to power through your stumps!

Electric Pole Pruner



- 2.8 - 4m length
- 6.8kg weight

Quiet operation with little vibration. For professional users in tree care.

Electric Chainsaw



- 38cm cutting length
- 6.3kg weight



- 35cm cutting length
- 3.3kg weight

Petrol Chainsaw



- 40cm cutting length
- 4.1kg weight

Light compact saw. Highly suitable for tree pruning and cutting firewood.

Petrol Top-Handle Chainsaw



- 40cm cutting length
- 3.7kg weight

Top handled saws are specially designed for working in an aerial environment.

Petrol Heavy Duty Chainsaw



- 40cm cutting length
- 5.6kg weight

Powerful heavy duty chainsaw ideal for farm and commercial work.

Petrol Arborist Chainsaw



- 40cm cutting length
- 3.3kg weight

Powerful heavy duty chainsaw ideal for farm and commercial work.

Submersible pumps can be fully submerged in water. The motor is hermetically sealed and close-coupled to the body of the pump.

Need more?

They push water to the surface by converting rotary energy into kinetic energy into pressure energy.

Electric Submersible Pump



Our submersible pump range can solve your dewatering dramas and are made specifically for drainage, sludge and slurry applications. Talk to our friendly team to find the best solution for your site.

Slimline Puddle Pump



- 50 - 80mm discharge
- 0.5 - 5hp power
- Up to 0.4 cubic m/min

Allows a fit into 8" pipes, and built with durable materials in an easy-handling design.

NEED MORE?

WE ALSO RENT FLEX DRIVES WITH PUMP AND VIBRATOR ATTACHMENTS

Trash Pump



- 56kg weight
- 630l/min flow

Rugged trash pumps designed to pump solids up to 20mm in suspension.

Lay Flat Hose



We stock hoses, fittings and other fixtures to suit a wide variety of pumps. Contact us to discuss your specific requirements.



From the humble axe, to the latest in electric-powered ride on lawn movers, we have landscaping tools to suit everything from small garden projects, through to major works on large commercial properties.

Need more?

We hire bobcats, dumpers and tipper trucks too, perfect for clearing waste and getting your outdoor areas looking great.



Electric Mower



- 51cm cutting width
 - 28kg weight
- Petrol performance with less hassles, noise and emissions.

Petrol Mower



- 48cm cutting width
 - 30kg weight
- Commercial-grade mowing for superior cut and finish to your lawn.

42" Petrol Ride On Mower



- 106cm cutting width
 - 10.5km/hr max speed
- Heavy duty fabricated deck and innovative features that stand the test of time.

42" Electric Ride On Mower



- 107cm cutting width
 - Zero turn
- Cut up to 2 acres on battery power! The world's first platform compatible rider.

54" Petrol Ride On Mower



- 137cm cutting width
 - 13.7km/hr max speed
- Ergonomic steering and designed for all your property maintenance needs.

NEED MORE?

**WE HAVE GRASS
TRIMMERS, BLOWERS,
WOOD CHIPPERS AND
TIPPER TRUCKS
FOR HIRE**

Rotary Hoe	24" Irrigation Trencher	Lawn Coring Machine	Aerator
 <ul style="list-style-type: none"> 9 Hp engine 208kg weight <p>Power through the cultivation of garden beds or new turf.</p>	 <ul style="list-style-type: none"> 9Hp engine 280kg weight <p>Compact trencher for installing irrigation or electrical systems.</p>	 <ul style="list-style-type: none"> 92x152mm core spacing 205cc engine <p>High quality aeration with cores up to 70mm deep.</p>	 <ul style="list-style-type: none"> 64cm hydro-drive 197kg weight <p>Up to 4.000m² per hour. Best in class controls.</p>
Earth Auger	Petrol Post Driver	Manual Post Driver	Electric Blower
 <ul style="list-style-type: none"> 36cc engine 10kg weight <p>A one-man earth auger with low-vibration frame.</p>	 <ul style="list-style-type: none"> 1.3Hp engine 12kg weight <p>Knock stakes, pegs and posts up to 80mm diameter.</p>	 <p>We stock a range of manual post drivers for easy installation of stakes.</p>	 <ul style="list-style-type: none"> 36V battery 79db max noise <p>Perfect blower for urban areas to remove leaves and dirt.</p>

Petrol Backpack Blower



- 41N blowing force
 - 11.7kg weight
- A blower for professional landscapers who want to work in maximum comfort.

Petrol Grass Trimmer



- 1Hp engine
 - 4kg weight
- Reliable and easy-starting trimmer with solid drive shaft.

Electric Hedge Trimmer



- 36V battery
 - 3.3kg weight
- Great for home and large property owners, with a long running time.

Electric Line Trimmer



- 350mm cutting diameter
 - 3.2kg weight
- Mow around obstacles, trees and shrubs. Ergonomic handle and variable speeds.

Kombi Tool Motor



- 960mm length
 - 3.4kg weight
- For use with various hedge trimming and line trimming attachments.

Hand Tools



We also stock a huge selection of axes, rakes, shovels, blocksplitters, wheelbarrows and soil spreaders.

Our range of concrete equipment and tools is huge! Manual hand tools, rakes and trowels, mixers, quick cut saws, drills and scrapers.

Need more?

We hire concrete grinders, scarifiers and ride-on units too.

All our stock is from leading brands, and designed to take the hard work out of your concrete preparation and finishing projects.



Small Electric Mixer



Small Petrol Mixer



Electric Mixer



Petrol Mixer



14" Petrol Brick Saw



24" Petrol Trowel



36" Petrol Trowel



46" Petrol Trowel



Electric Quick Cut Saw



Petrol Quick Cut Saw



Electric Cutoff Saw



Petrol Ring Saw



Petrol Flat Saw



Quick Cut Cart



Concrete Cutter



Diamond Grinder



Concrete Scarifier



250mm Grinder



480mm Grinder



Floor Scraper



Ride-on Floor Scraper



Coring Drill



Coring Drill Stand



Diamond Slitter



Wall Chaser



Metal Band Saw



Vacuum Pump



Water Management



Water Supply Tank




Dust Removal System



Rebar Bender Cutter



Trowels & Bullfloats



Flex drive pumps are commonly used in applications where the pump must be located far away from the power source, such as in mining, construction, or agricultural settings.

They are also useful in applications where the pump needs to be submerged in liquid, as the flexible shaft can easily bend and conform to the contours of the space.

Need more?

Concrete vibration attachments remove air voids or entrapped air in concrete, which increases the density and strength of the structure. A good quality concrete vibrator produces high frequency vibration for the efficient compaction of all types of concrete mixes.

Small Flex Drive Pump



Our submersible pump range can solve your dewatering dramas and are made specifically for drainage, sludge and slurry applications. Talk to our friendly team to find the best solution for your site.

Medium Flex Drive Pump



- 4.8hp power
- 52kg weight

Quick-action coupling for attachment of vibrators and pumps.

Large Flex Drive Pump



- 5.5hp power
- Heavy duty mounts

Low emissions and hassle-free operation with lifting hook and steel base.

Pump and Vibrator Attachments



We rent common attachments for all our flex drive range, including extension shafts for elevated formwork, deep excavations and deep columns.

















Demolition projects require the safest, strongest and most efficient gear. That's why we only stock industry-leading brands.

Need more?

Crane bins, drills, breakers, hammers, we've got them all.

We hire tipper trucks, dumpers and other site waste removal equipment too!



Light Duty Hammer Drill	Rotary Hammer Drill	Rotary Hammer Drill	Combihammer
 	 	 	 
Light Duty Breaker	Medium Duty Breaker	Heavy Duty Breaker	Cordless Breaker
 	 	 	 

Cordless Breaker

Breaker Trolley

Sledge Hammer

Crane Bin



Batteries

We stock batteries and chargers of varying capacity for a whole range of equipment by leading brands such as Hilti, Stihl and Milwaukee.

Need a battery for your power supply, landscaping tools or electric mower? Need a second battery so you can keep working? Not a problem.



Our range of dumpers are an excellent add-on for your demolition project. Move debris with ease!



We stock leading brands of wet and dry, traditional and dust extraction vacuums.

Need more?

We also hire air purifiers, pumps and pressure washers, as well as dust and water systems for concrete cutting and drilling equipment.

M-Class Vacuum



Dust extraction only for non-concrete applications. Perfect for general cleaning.

Industrial H-Class Vacuum



Universal vacuum cleaner with automatic filter cleaning for dry concrete dust / silica.

L-Class Construction Vacuum



Universal, powerful vacuum cleaner with the highest suction capacity for general vacuuming.

H-Class Medium Dust Extractor



- 200 mbar vac
- 25kg weight

This versatile H-class dust extractor is compact and easy to transport, yet powerful.

H-Class Large Dust Extractor



- 200 mbar vac
- 39kg weight

Designed for use with larger hand-held power-tools, floor grinders and scarifiers.

Sewer connect or pump out portable toilets are essential for work sites and events. We offer them in both single and double configurations.

Need more?

They are available as skid mounted, or trailer-mounted so you can just hook up and go.

Sewer Connect Portable Toilet



Pump Out Portable Toilet



Single Pump Out Toilet Trailer



Double Pump Out Toilet Trailer



Our site shed and ammenities stock is always growing. We have containers, toilet blocks, lunch rooms, first aid offices and more.

Need more?

We have the facilities to customise your shed's configuration, and even add your logo and signage to the exterior.

3m Container Office



6x3m Container Office



Toilet Block Container



Site Shed



Electric Bin Tipper



Our lighting systems are perfect for night works, events and festivals, and workshops requiring more illumination.

Need more?

Trailer-mounted or stand alone battery powered options are available, and we can hire generators and distribution boards too.

Cordless Light Stand



- 6000 lumens
 - 10hr run time
 - 2.2m mast height
- 240 degree pivot and 180 degree rotation will shed light on your workspace.

Cordless Tower Light



- 27000 lumens
 - 48kg weight
 - 3m mast height
- Tough and durable polycarb lenses with an IP55 rating for demanding sites.

LED Diesel Light Tower



- 6000sqm coverage
 - 20 luxes
 - 8m mast height
- Maximum efficiency and quiet operation ensure your site's safety.

LED Diesel Light Tower Trailer



- 6000sqm coverage
 - 20 luxes
 - 8m mast height
- Towable version of our popular LED diesel light tower.

Diesel Light Tower



- 4200sqm coverage
 - 360000 lumens
 - 9m mast height
- Great for continuous night lighting at events, industrial or civil work sites.

Cordless Nailer



Cordless Rivet Tool



Cordless Impact Wrench



Cordless Nibbler



Cordless Belt Sander



Cordless Jigsaw



















Cordless Circular Saw



Cordless Metal Saw



Reciprocating Saw	Cordless Track Saw	Cordless Mitre Saw	Cordless Diamond Drill
 	 	 	 
Cordless Infrared Gun	Cordless Single Cut Shear	Cordless Cable Stripper	Cordless Cable Cutter
 	 	 	 

Cordless Drain Gun



Cordless Drain Snake



Cordless Magnetic Drill



Cordless Band Saw



Cordless Table Saw



Cordless Transfer Pump



Cordless Vibrator



Cordless Grinder



Bolt Cutters



C, G, F & Sash Clamps



Fibre Cement Shears



Hydraulic Pipe Bender



Tile Cutter



Plaster Board Sander





Radio Control Tracked Carrier



- 1.2 Ton capacity
- 1.45 x 0.8m deck
- 2km/hr max speed

Horizontal transport of heavy construction materials on a compact carrier.

Winlet Glass Handler



- 3.6m working height
- 575kg capacity
- 1.3 Ton weight

Agile and easy to move indoors or outdoors with parallel side-shift.

Duct Lifter



- 295kg capacity
- 6m max lift height
- Manual winch

Heavy duty design with quick setup and lightweight mast.

Powered Hand Truck



- 140kg capacity
 - 2m hook lift height
- A safe and versatile one-person lift and load solution.

Hydraulic 1 Ton Engine Crane



- 1 Ton capacity
 - 2.3m lift height
 - 92kg weight
- Hydraulic lifting ram for general workshop or light automotive use.

Lifting Slings



Lifting slings of varying capacity, and lengths from 0.5m to 3m are ready to hire for your material handling projects.

Chain Block



We hire Australian Standards compliant chain blocks from 1 - 3 Ton capacity. Industrial solutions are also available.

Lever Hoist



- 0.25 Ton capacity
- Easy lifting of lighter materials under a quarter of a Ton.

500kg Wire Rope Winch



- 500kg capacity
 - 30m lifting height
 - 30kg weight
- Safe instant braking and automatic upper limit switch.

4 Ton Jack Stands



- 4 Ton per pair capacity
 - 395 - 605mm height
 - 14kg weight
- Double locking safety pin and ratchet system. Built from high-grade steel.

Car Dolley Positioning Jacks



- 680kg capacity
 - 325mm max tyre width
- Move passenger or light commercial vehicles around workshops with ease.

2 Ton Trolley Jack



- 2 Ton capacity
 - 95 - 480mm working range
 - 25kg weight
- A light weight all aluminium jack with storage tray and low-profile construction.

Impact Socket Set



- Chrome Vanadium
 - Sidchrome quality
- These TorquePlus compatible sockets compliment our other automotive tools.

Suction Cup Glass Lifters



- Pump-action
 - Quick release
- Suitable for movement of large porcelain tiles and glass, as well as large stone items.

Mechanic's Creeper



- 150kg capacity
 - 1.015 x 0.54m dimensions
- For larger and taller mechanics with 6 castors and a wide padded body.

For remote pressure-washing, the fighting of small fires, or dust-suppression, our water cart trailers come filled with features to assist with everything from washdown to tree watering.

Need more?

We use Australia's leading manufacturer of UV stabilised, impact resistant, polyethylene water cartage tanks.

These units are designed to withstand the rigours of any work you throw at them, making our water cartage solutions just what you've been looking for.

1000L Pressure Washer Trailer



- 1000L capacity
- 3.6 x 1.9 x 1.45m dimensions
- Includes 40m hose reel, in-wire braided pressure hose and gun with adjustable nozzle

Our xTreme 1000L is a mobile pressure washing and washdown trailer that is easy to use and highly effective.

2400L Fire-fighting Trailer



- 2400L capacity
- 5 x 2.15 x 1.62m dimensions
- Includes heavy duty 40m hose reel, fire house, adjustable nozzle and all plumbing

The FirePatrol15 is a mobile fire-fighting trailer, perfectly built for dust-suppression work on construction sites.

Industrial Pedestal Fan



Carpet Dryer



300mm Extraction Fan



500mm Extraction Fan



Extraction Ducting



Portable Air Conditioner



Small Space Heater



Large Space Heater



Unimig Welder



Full control over High Frequency AC/DC TIG welding for incredible results from start to finish.

Unimig Plasma Cutter



A powerful plasma cutter with a built-in air compressor. Ready for workshops and work sites.

Multi Line Laser



- Accuracy of 3mm at 10m
- 40m operating distance

Multi-line laser with 3 green 360° lines for plumbing, levelling, aligning and squaring.

Great for setting out plasterboard studwork on floors, walls, ceilings, suspended ceiling alignment, transferring reference heights, vertical alignment of pipes and cables, levelling electric sockets, cable trays, radiators and pipe installations.

Outdoor Rotating Level



- Accuracy of 0.5mm at 10m
- 500m operating distance with receiver

Outdoor rotating laser level with automatic vertical alignment and dial-in slope functions.

Excellent for horizontal levelling of formwork, concrete pours, excavation, etc. Vertical aligning when transferring building lines, aligning columns and façades. Great for slope / inclination grading of ramps, car parks and pipes.

Invertec Welder



An efficient, lightweight and portable choice for training, fabrication or construction.

Wire Feeder



Our wire feeders are designed to be simple, reliable and easy to service.

1500L Fuel Cell



- We stock diesel and unleaded fuel cells.

Our Fuel Cells are fully self bunded (double wall), and are designed and made in Australia to comply with standards AS2809, AS1692, AS1940.

They are superior quality units in terms of safety, serviceability and design.

LPG Storage Cage



- 95kg weight
- 1050 x 1100 x 750mm

Heavy duty steel construction storage cages specifically designed for storage of LPG cylinders used on forklifts.

Features include cylinder chain restraints and all cages have padlockable doors for increased safety.

Concrete Tilt Props



- Available in 2.5m, 4m and 4-7m configurations

Tilt props provide the high load-bearing capacity required to safely and efficiently support structures on-site.

Asset Construction Hire can arrange support to assess and quote to your unique specifications. Our range of push-pull props suit high load applications.

Scaffolding Acro Props



- 1.8 - 2.9m adjustable length

Acro / Acrow props provide a simple and quick method of temporary support.

Asset Construction Hire can arrange assistance to assess and quote to your unique specifications.

Portable Gas Detector



Rapid response 4-gas monitor with MSA XCell sensors.

Locating Camera



Mini CCTV inspection system for the internal condition of pipes, conduits, ducts and similar tubes.

Line Marking Buggy



Delivers line marking paint at 60 - 100mm width. Easy to transport.

Safety Cones & Bollards



Various sizes and configurations available for hire.

Service Locating System



Detects the position of buried cables and pipes before excavation.

**NEED MORE?
TALK TO US
ABOUT YOUR
REQUIREMENTS
AND WE'LL FIND
WHAT YOU NEED**

Swinging Signs



Over 20 different sign panels are available. Ideal for short term works.

Rubber Curb Ramps



Hi-vis with anti-slip inserts for improved visibility and traction.

NEED MORE

FORKLIFTS?



When it comes to forklifts and attachments, you know where to go when you need more.

Our range includes everything from the humble pallet-jack, to reach-stackers and 4WD buggies.

Need more?

Rotators, bin-tippers, slippers and more are all available as add-on options to meet the specific needs of your site and workforce.



Manual Pallet Jack



- 2.3 Ton capacity
 - 200mm max lift height
- The easy solution for manual material handling.

Electric Pallet Jack



- 1.5 Ton capacity
 - 600mm load center
- Li-Ion battery powered for quiet and effective lifting.

NEED MORE?

**CHECK OUT OUR
TELEHANDLERS
AND MATERIAL
HANDLING
SOLUTIONS**

1.5 Ton Electric Reach Stacker



- 1.5 Ton capacity
 - 3.9m mast height
- Special design for narrow warehouse aisles and non-standard pallets.

1.6 Ton Electric Reach Stacker



- 1.6 Ton capacity
 - 4.5m 3-stage lift
- Special design for narrow warehouse aisles and non-standard pallets.

1.8 Ton Forklift



- 1.75 Ton capacity
 - 3m mast height
 - 2.7 Ton service weight
- Available in diesel or gas-powered.

2 Ton Electric Forklift



- 2 Ton capacity
- 3m mast height
- 2.7 Ton service weight

Finally! A battery powered forklift for quiet and easy operation.

2.5 Ton Forklift



- 2.5 Ton capacity
- 4m mast height
- 3.6 Ton service weight

Gas or diesel options available. The industry standard for warehouse work.

2.5 Ton Buggy Forklift



- 2.5 Ton capacity
- 4.1 m mast height
- 4 Ton service weight

Semi-industrial forklift with enclosed cabin and large wheels.

2.5 Ton Rough Terrain Forklift



- 2.5 Ton capacity
- 3m mast height
- 4.8 Ton service weight

Strong flexibility in rough terrain environments.

3 Ton Forklift



- 3 Ton capacity
- 4.2m mast height
- 4.2 Ton service weight

For demanding warehouse applications with high capacity and height.

3.5 Ton Forklift



- 3.5 Ton capacity
- 4.7 Ton service weight

Available in diesel or gas-powered.

3.5 Ton 4WD Forklift



- 3.5 Ton capacity
 - Up to 6m mast height
 - Four wheel drive
- Ready for rough terrain and demanding jobs!

12 Ton Forklift



- 12 Ton capacity
 - 14.3 Ton service weight
 - 4.7m mast height
- Massive capacity for massive work, and full floating cabin for operator comfort.

NEED MORE?

**WE RENT
TELEHANDLERS
FROM
2.5 - 4 TON**

Bin Tipper Attachment



Rotator Attachment



Slipper Attachment





Diesel or cutting-edge electric models, we supply telehandlers small and large to Canberra's busy work sites.

Need more attachments?

We can provide the right options for your specific job tasks, and stock everything from rotators and slings through to sweepers.



Bucket Broom / Sweeper

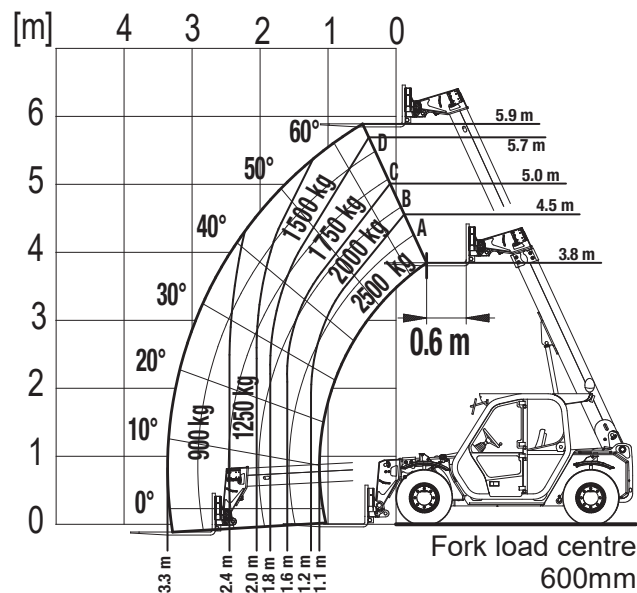


2400mm wide for asphalt users, or any situation to collect significant quantities of residue. Great for our Merlo range of telescopic lifts. They are supplied with PPN brushes, a double reversible bevel knife and direct engine with the shaft.

2.5 Ton Telehandler



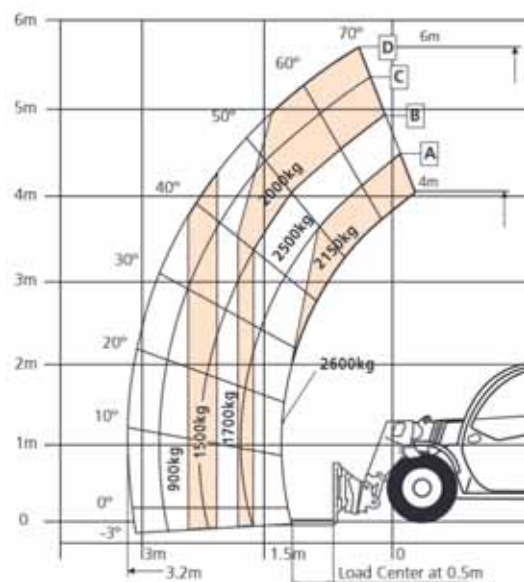
- 2.5 Ton capacity
 - 4.5 Ton service weight
 - 4.7m lift at max load
- High performance in a small package. Great for farming and construction jobs.



2.6 Ton Electric Telehandler



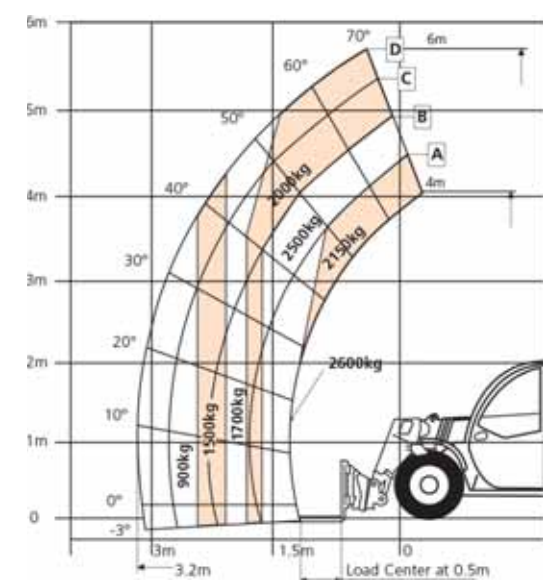
- 2.6 Ton capacity
 - 4.8 Ton service weight
 - 5.79m max lift
- The modern all-electric solution. No fumes, no worries.



2.6 Ton Telehandler



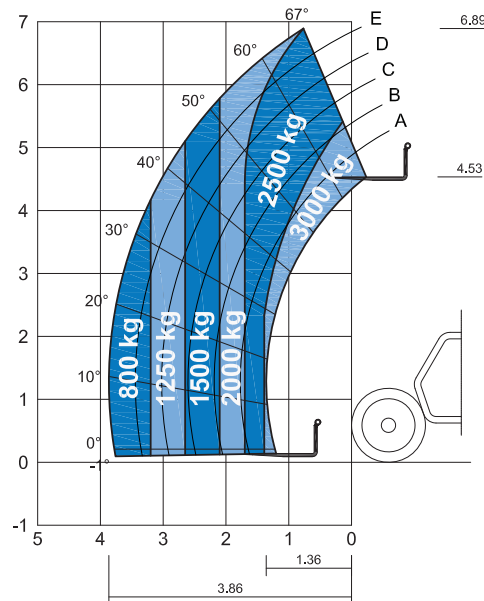
- 2.6 Ton capacity
 - 4.7 Ton service weight
 - 5.79m max lift
- Diesel telehandler offering similar specs to our electric version.



3 Ton Telehandler



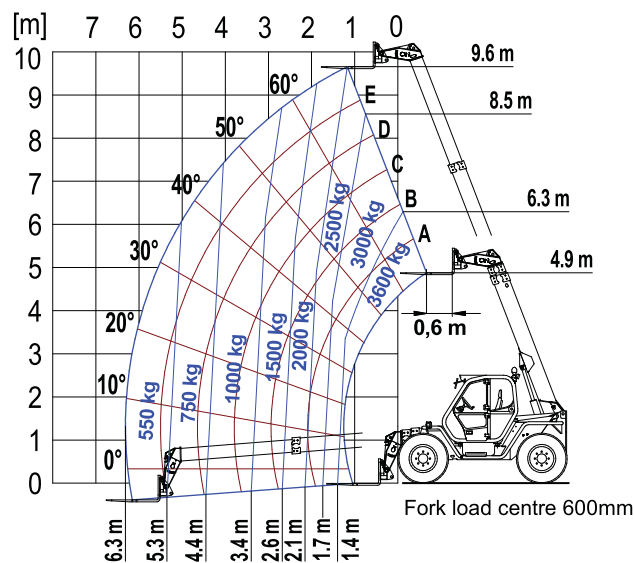
- 3 Ton capacity
 - 6.1 Ton service weight
 - 6.9m max lift
- Compact dimensions for busy and congested sites or difficult access spaces.



3.5 Ton Telehandler



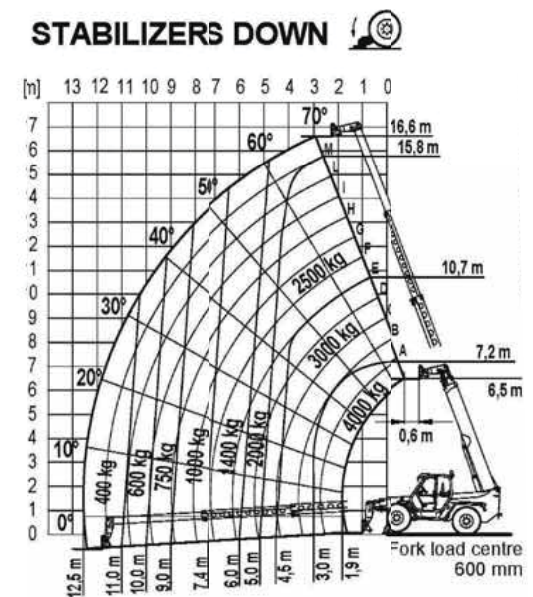
- 3.5 Ton capacity
 - 7.75 Ton service weight
 - 4.9m lift at max load
- Available in diesel or gas powered.



4 Ton Telehandler



- 4 Ton capacity
 - 10.3 Ton service weight
 - 7.2m lift at max load
- Built tough with deep tread tyres, ready for tricky work sites.





NEED MORE

MOBILE SCAFFOLD?

700 x 2500 x 2200



700 x 2500 x 3400



700 x 2500 x 4200



1300 x 2500 x 2200



1300 x 2500 x 3400



1300 x 2500 x 4200



NEED MORE

TEMPORARY FENCING & FALL PROTECTION?

We stock a wide range of temporary fencing panels, crowd control and fall protection systems. These are essential for maintaining the safety of work sites and cordoning off areas during construction, maintenance or events. Call our team on 1300 361 383 to find a solution tailored to your specific needs.



Our scissor lift range includes one and two man lifts plus narrow deck options. Electric scissor lifts are used in flat slab applications with non-marking tyres. These lifts are exceptionally mobile, allowing access into confined work spaces.

Our range starts at 3m and extends through to a 13.7m working height option. Other operating functions include extendable decks, narrow or wide body configurations, varying platform capacities and power-to-platform.

Operators appreciate the advantages that electric scissor lifts provide, in particular the safety aspect when working at height.



A variety of our scissor lifts at the Canberra Data Centre

Model	Platform height	Working height	Stowed height	Overall width	Overall length	Extended deck	Turning radius	Lift capacity	Platform size	Gross weight
SO3E	3.00m	5.00m	1.82m	0.76m	1.18m	0.55m	Zero turn	240kg	1.17 x 0.60m	495kg
GS1932	5.79m	7.79m	2.00m	0.81m	1.83m	0.91m	1.55m	227kg	1.63 x 0.74m	1,500kg
SO6E	5.80m	7.80m	2.16m	0.76m	1.86m	0.90m	1.64m	230kg	1.67 x 0.74m	1,420kg
SO608-EH	6.00m	8.00m	2.21m	0.81m	2.48m	0.90m	2.19m	380kg	2.27 x 0.81m	2,110kg
GS2032	6.10m	8.10m	2.03m	0.81m	2.44m	0.91m	2.13m	363kg	2.26 x 0.82m	1,825kg
GS2632	7.92m	9.92m	2.26m	0.81m	2.44m	0.91m	2.13m	227kg	2.26 x 0.81m	1,956kg
GS2646	7.92m	9.92m	2.26m	1.17m	2.41m	0.91m	2.29m	454kg	2.26 x 1.15m	2,447kg
SO808-EH	8.00m	10.00m	2.34m	0.81m	2.48m	0.90m	2.19m	230kg	2.27 x 0.81m	2,180kg
SO812-EH	8.00m	10.00m	2.34m	1.15m	2.48m	0.90m	2.33m	450kg	2.27 x 1.12m	2,670kg
GS3232	9.75m	11.75m	2.43m	0.81m	2.44m	0.91m	2.13m	227kg	2.26 x 0.81m	2,352kg
3246ES	9.68m	11.68m	2.36m	1.17m	2.50m	1.27m	2.41m	320kg	2.50 x 1.12m	2,870kg
GS3246	9.75m	11.75m	2.39m	1.17m	2.41m	0.90m	2.29m	318kg	2.26 x 1.15m	2,812kg
S1012-EH	10.00m	12.00m	2.47m	1.15m	2.48m	0.90m	2.33m	320kg	2.27 x 1.12m	2,930kg
GS4047	11.70m	13.70m	2.54m	1.19m	2.49m	0.91m	2.31m	350kg	2.26 x 1.16m	3,222kg

MAST LIFTS

Model	Platform height	Working height	Stowed height	Overall width	Overall length	Extended deck	Turning radius	Working outreach	Lift capacity	Platform size	Gross weight
GR15	4.47m	6.47m	1.57m	0.75m	1.35m	0.51m	1.42m	n/a	227kg	0.89 x 0.75m	975kg
MV060-E	6.00m	8.00m	1.98m	0.79m	1.36m	0.55m	0.85m	n/a	150kg	0.78 x 0.70m	850kg
GR20	6.07m	8.07m	1.98m	0.80m	1.35m	0.51m	1.42m	n/a	159kg	0.89 x 0.75m	1,112kg
MVA065-E	6.50m	8.50m	1.82m	1.20m	1.54m	0.55m	0.85m	n/a	250kg	1.20 x 1.19m	950kg
MV075-E	7.50m	9.50m	1.98m	0.79m	1.36m	0.55m	0.85m	n/a	125kg	0.78 x 0.70m	880kg
T10E	8.10m	10.10m	1.99m	0.99m	2.82m	JIB	1.99m	3.08m	200kg	0.83 x 0.76m	2,990kg
AWP20S	7.10m	8.10m	1.98m	0.74m	1.60m	n/a	2.13m	n/a	159kg	0.69 x 0.66m	307kg
AWP25S	7.60m	9.60m	1.98m	0.74m	1.60m	n/a	2.13m	n/a	159kg	0.69 x 0.66m	330kg

The rough terrain scissor lift has made it very easy to reach difficult outdoor heights on uneven surfaces. Our rough terrain lifts are powered by a diesel and/or electric engine and are 4WD. They come with rough terrain tyres and auto levelling to access difficult positions on a work site.

Our range starts at 6m and extends through to a 30m working height. They include operating features such as single or double extendable decks, varying platform capacity and power-to-platform. Additional options include non-marking tyres, work lights, pipe lifters and generators.

With the vast functionality of a rough terrain lift, virtually any work site can be accessed in a safe and efficient manner, helping to ensure your job is completed on time and within budget.



30m up in our brand new SL3025RT!

ROUGH TERRAIN SCISSOR LIFT SPECIFICATIONS

Model	Platform height	Working height	Stowed height	Overall width	Overall length	Extended deck	Outside turning	Lift capacity	Platform size	Gross weight
Diesel Athena 850	5.90m	7.90m	1.990m	1.50m	1.94m	0.75m	NA	250kg	1.47 x 0.71m	2,200kg
Diesel S2255RT	6.50m	8.50m	2.50m	1.45m	3.30m	1.20m	4.75m	420kg	2.73 x 1.4m	2,410kg
Diesel GS2668	7.92m	9.92m	2.32m	1.73m	3.38m	1.52m	3.68m	567kg	2.50 x 1.51m	3,415kg
Diesel SCO817	8.00m	10.00m	2.32m	1.73m	3.38m	1.45m	3.68m	567kg	2.51 x 1.55m	3,222kg
Diesel S2755RT	8.10m	10.10m	2.5m	1.45m	3.30m	1.20m	4.75m	300kg	2.73 x 1.4m	2,750kg
Diesel GS3268	9.75m	11.75m	2.45m	1.73m	3.38m	1.52m	3.68m	454kg	2.51 x 1.55m	4,153kg
Electric 3259ERT	9.75m	11.75m	2.44m	1.50m	3.20m	1.07m	inside 1.50m	340kg	2.31 x 1.17m	3,150kg
Diesel GS3369RT	9.75m	11.75m	2.59m	1.75m	3.76m	1.52m	4.60m	454kg	2.79 X 1.60m	3,921kg
Electric GS3369DC RT	9.96m	11.96m	2.59m	1.75m	3.12m	1.52m	4.6m	454kg	2.79 x 1.60m	4,487kg
Diesel SC1017	10.00m	12.00m	2.45m	1.73m	3.38m	1.45m	3.68m	454kg	2.51 x 1.55m	4,098kg
Diesel SC1018	10.00m	12.00m	2.59m	1.76m	3.84m	1.43m	4.85m	454kg	2.59 x 1.82m	4,300kg
Bi Energy GS4069BE RT	12.12m	14.12m	1.65m	1.75m	3.12m	1.52m	4.6m	363kg	2.79 x 1.60m	4,893kg
Bi Energy GS4369RT	12.12m	14.12m	2.74m	1.75m	2.79m	1.52m	4.60m	363kg	2.79 X 1.60m	5,371kg
Diesel GS4069RT	12.30m	14.30m	2.74m	1.75m	3.12m	1.52m	4.6m	363kg	2.74 x 1.60m	4,714kg
Diesel 4394RT	13.11m	15.11m	2.89m	2.39m	3.86m	1.22m each side	5.93m	567kg	3.81 x 2.18m	7,150kg
Diesel SL1623	16.00m	18.00m	3.19m	2.27m	4.88m	2.59m	5.20m	680kg	3.98 x 1.83m	9,190kg
Diesel GS5390	16.15m	18.15m	3.15m	2.29m	4.88m	1.52m front 1.22m back	5.33m	680kg	3.98 x 1.83m	8,274kg
Diesel 2023AWD RTS	20.00m	22.00m		2.46m	4.95m	2.7m	3.4m	750kg	4.59 x 2.25m	13,000kg
Diesel SL3025RT	30.00m	32.00m	3.19m	2.55m	6.73m	2.10m	6.30m	1,000kg	6.20 x 2.45m	23,950kg

When you need to reach something at height, a stick boom will provide you with a solution to your problem.

Stick booms have a telescopic function which provides increased outreach and allows for fast operation from ground to full height.

Our booms come with 4WD, solid cushion tyres, jib and basket rotation.

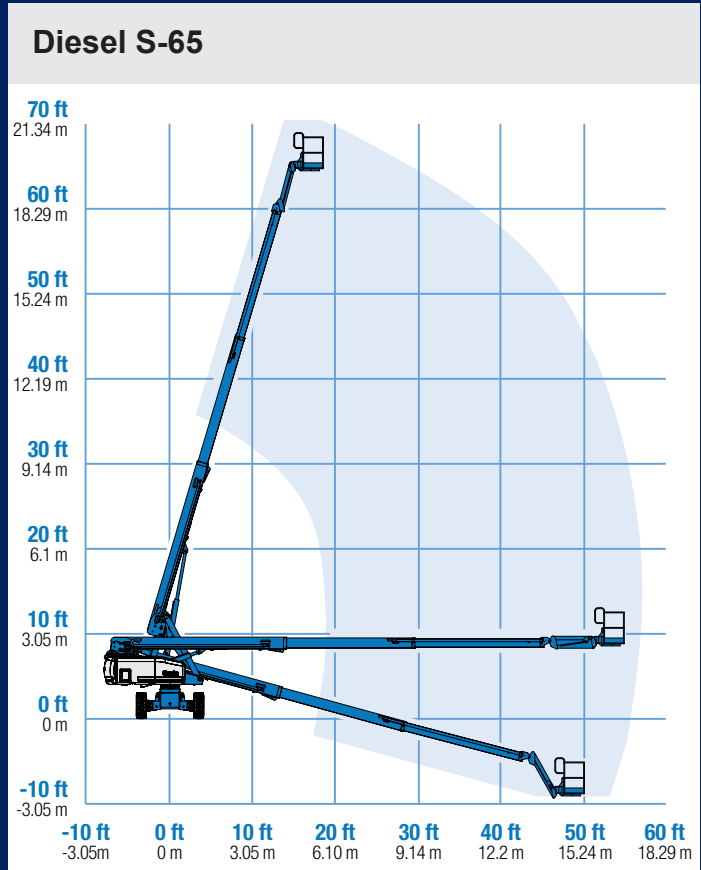
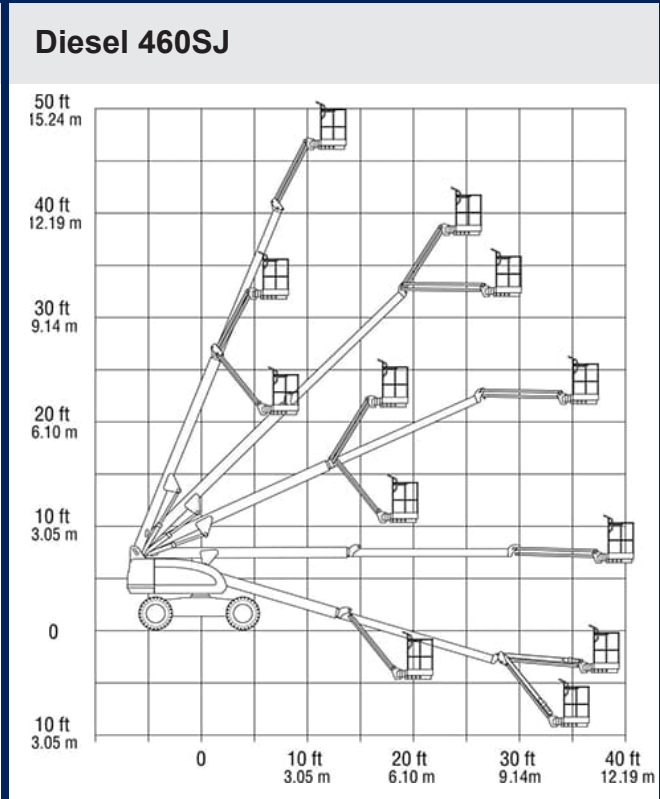
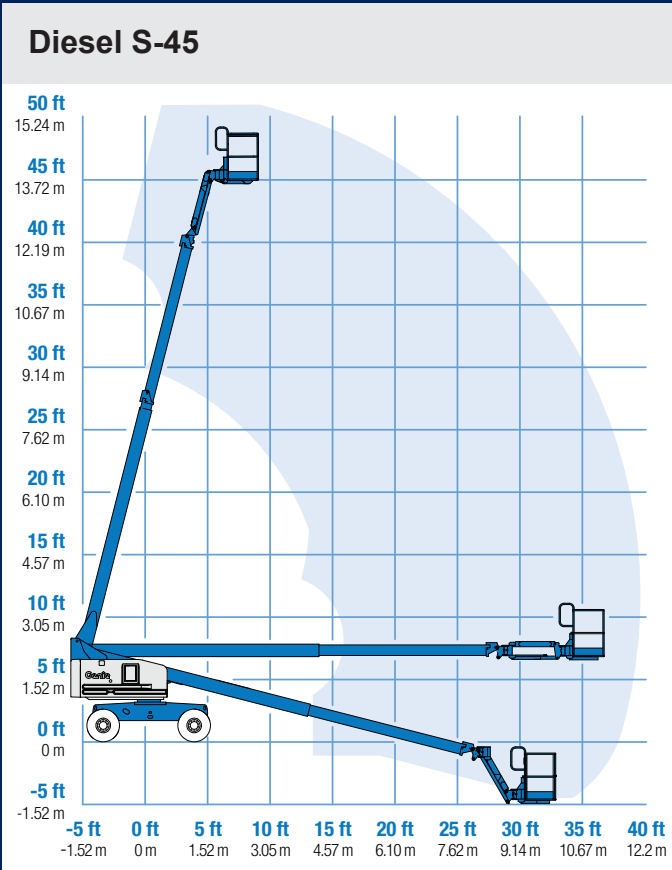
Working safely at height is always the number one priority. The stick boom, due to its configuration, services this requirement. Its flexibility in application means that this piece of equipment will aid operational efficiency at your site. Other features include generators and non marking tyres.



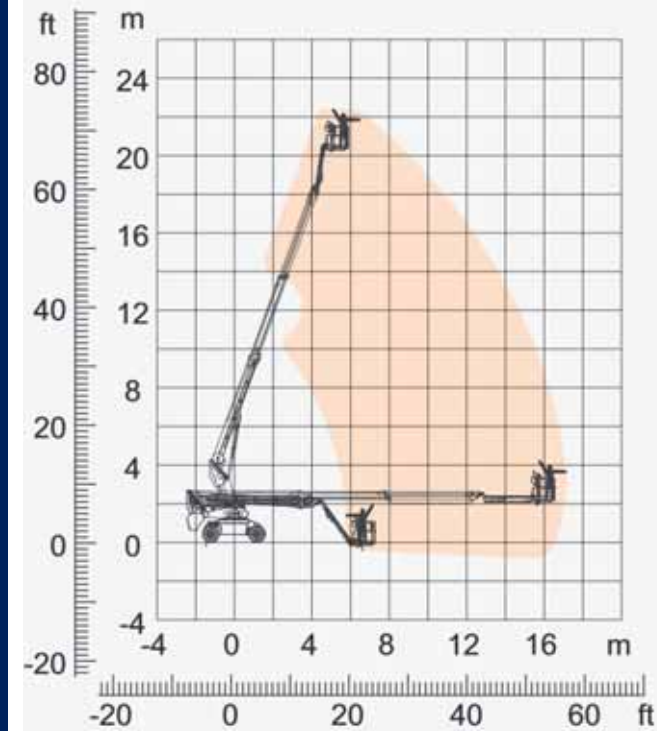
STICK BOOM SPECIFICATIONS

Model	Platform height	Working height	Overall width	Stowed height	Stowed length	Working outreach	Lift capacity	Platform size	Gross weight
Diesel S45	13.72m	15.72m	2.30m	2.49m	8.48m	11.18m	227kg	2.44 x 0.91m	7,151kg
Diesel 460SJ	14.09m	16.09m	2.31m	2.39m	8.84m	12.72m	270kg	2.44 x 0.91m	7,930kg
Diesel S65	19.80m	21.80m	2.49m	2.72m	9.50m	17.10m	227kg	2.44 x 0.91m	10,349kg
Diesel BT22RT	20.51m	22.51m	2.65m	2.65m	10.16m	16.00m	454kg	2.44 x 0.91m	13,000kg
Diesel S85	25.70m	27.70m	2.50m	2.80m	12.19m	23.30m	227kg	2.44 x 0.91m	17,563kg
Diesel S85 XC	25.91m	27.91m	2.49m	2.80m	12.37m	22.00m	300kg	2.44 x 0.91m	17,917kg
Diesel BT28RT	26.60m	28.60m	2.31m	2.89m	10.83m	20.00m	454kg	2.44 x 0.90m	18,400kg
Diesel BT30RT	28.30m	30.30m	2.31m	2.89m	12.25m	22.00m	454kg	2.44 x 0.90m	18,900kg
Diesel S125	38.15m	40.15m	2.49m	3.07m	14.25m	24.38m	227kg	2.44 x 0.91m	20,739kg
Diesel SX135 XC	41.15m	43.15m	2.49m	3.05m	19.76m	27.00m	300kg	2.44 x 0.91m	21,273kg
Diesel SX150	46.33m	48.33m	2.49m (5.03 ext)	3.05m	16.18m	24.38m	340kg	2.44 x 0.91m	22,613kg

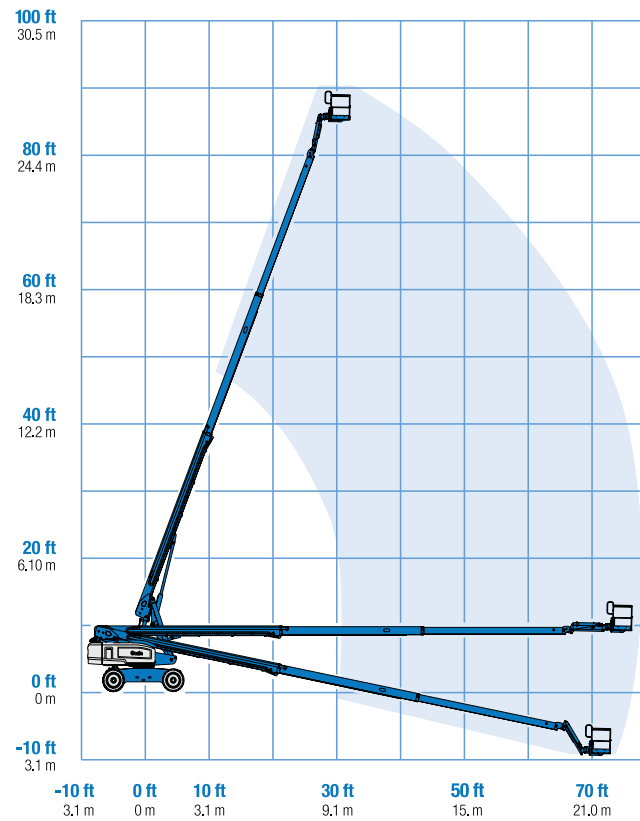
STICK BOOM RANGE OF MOTION CHARTS



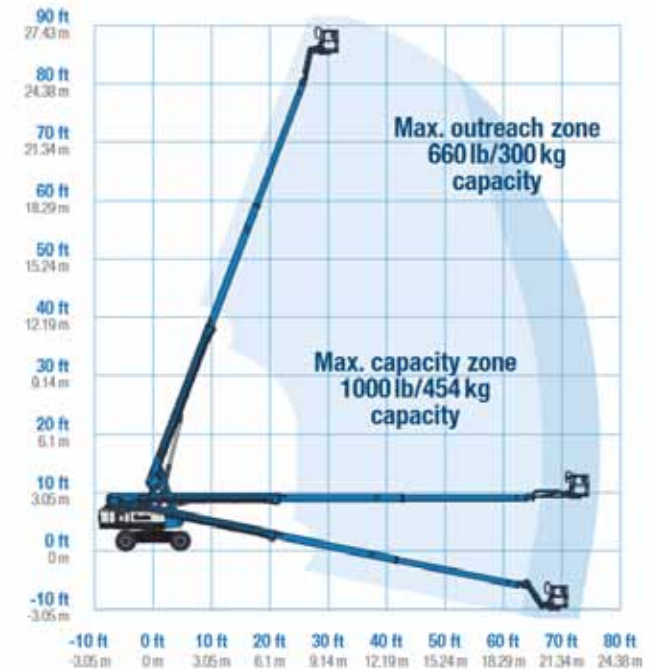
Diesel BT22RT



Diesel S-85

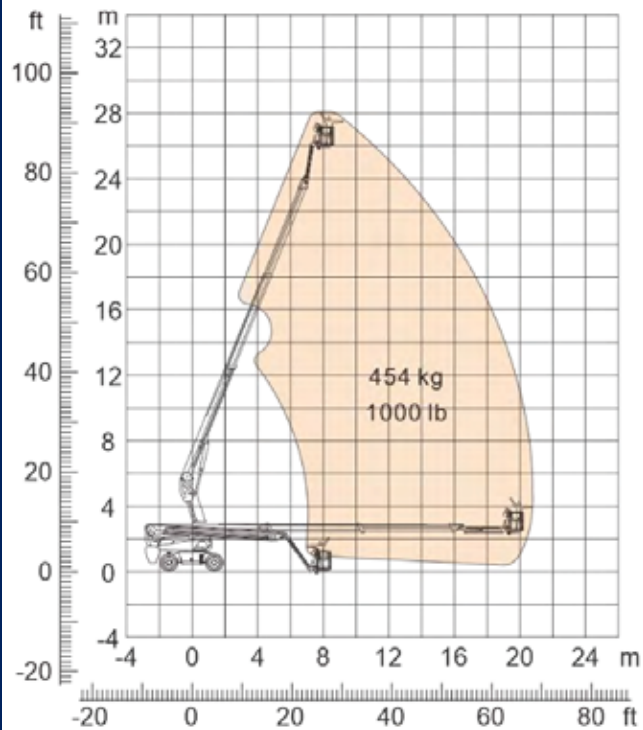


Diesel S-85XC

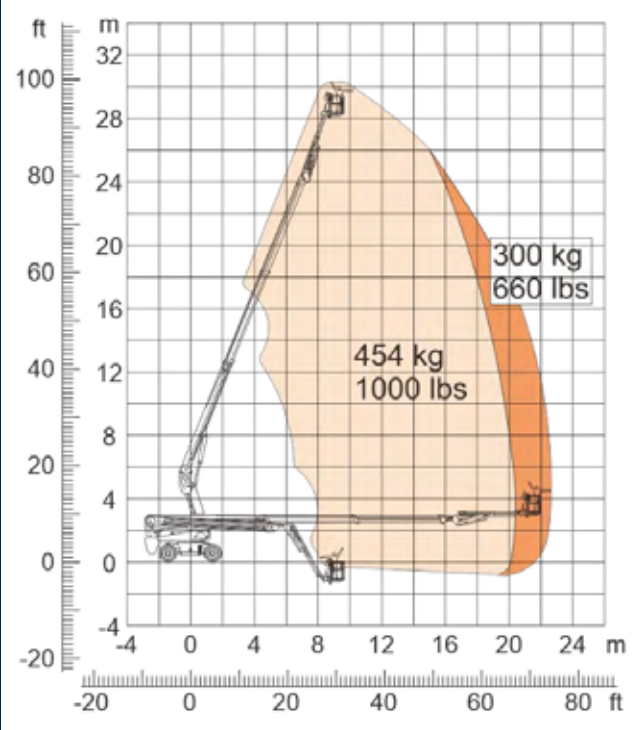


STICK BOOM RANGE OF MOTION CHARTS

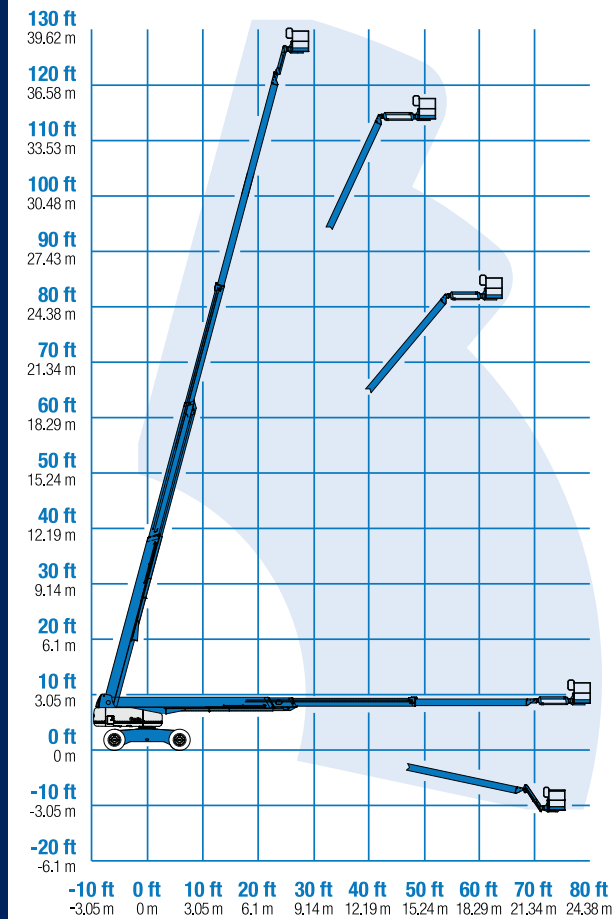
Diesel BT28RT



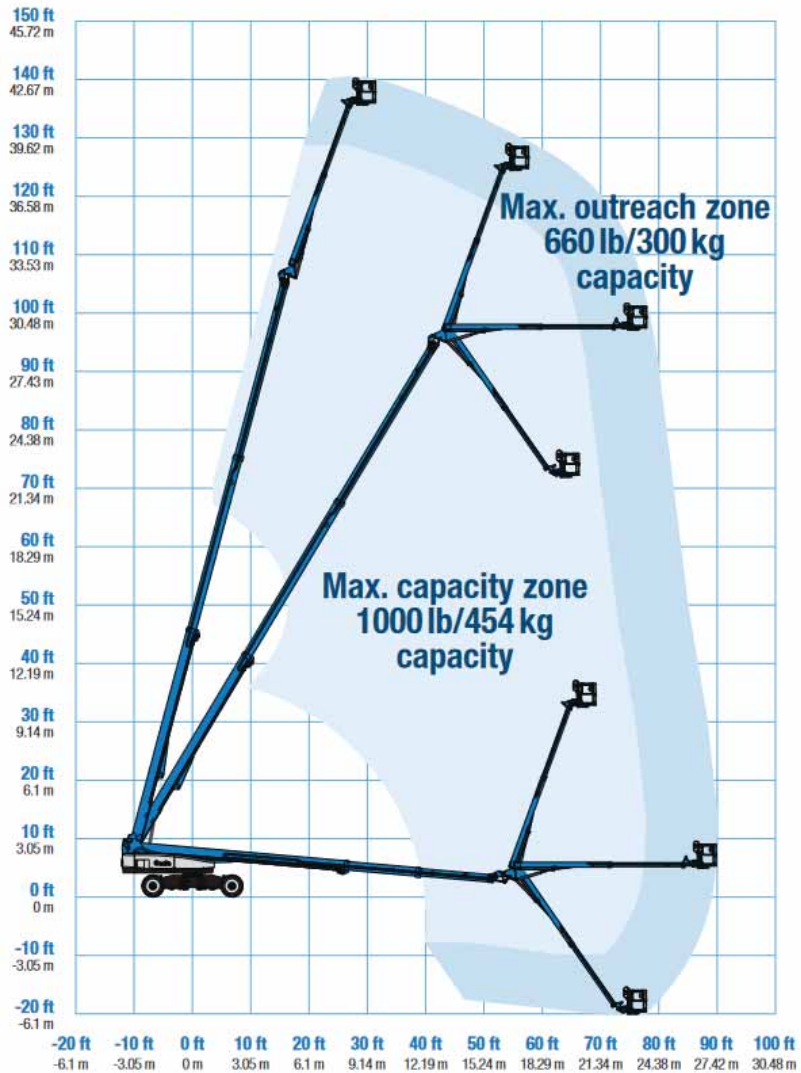
Diesel BT30RT



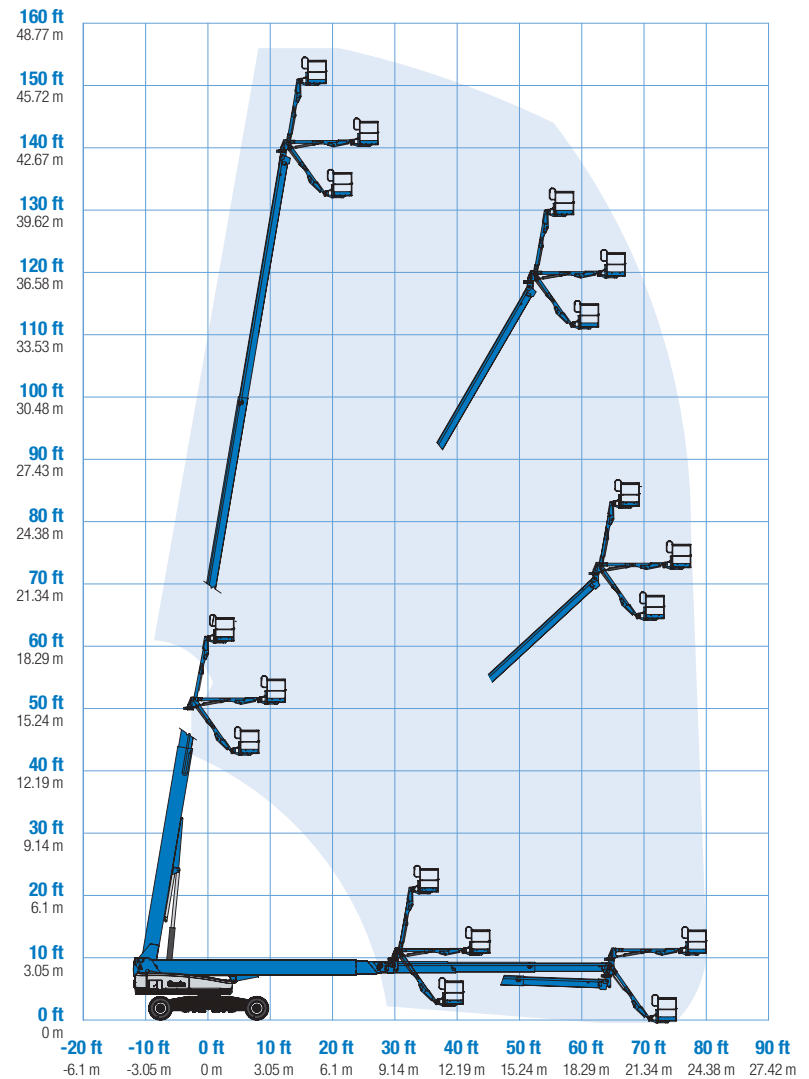
Diesel S-125



Diesel SX-135XC



Diesel SX-150



Sometimes work sites require you to go up and over in order to reach your desired location.

When this is the case, a knuckle boom will enable you to complete the task at hand. It has an articulating function giving you the ability to manoeuvre over the top of an obstruction in order to get to the exact location on the other side. Our knuckle booms come with 4WD, solid cushion tyres, jib and basket rotation and proportional lift.

For flexibility and safety the knuckle boom provides a perfect solution to all those tricky situations on a work site. Combined with their versatility in movement, this form of access equipment is a very cost effective and efficient piece of machinery.

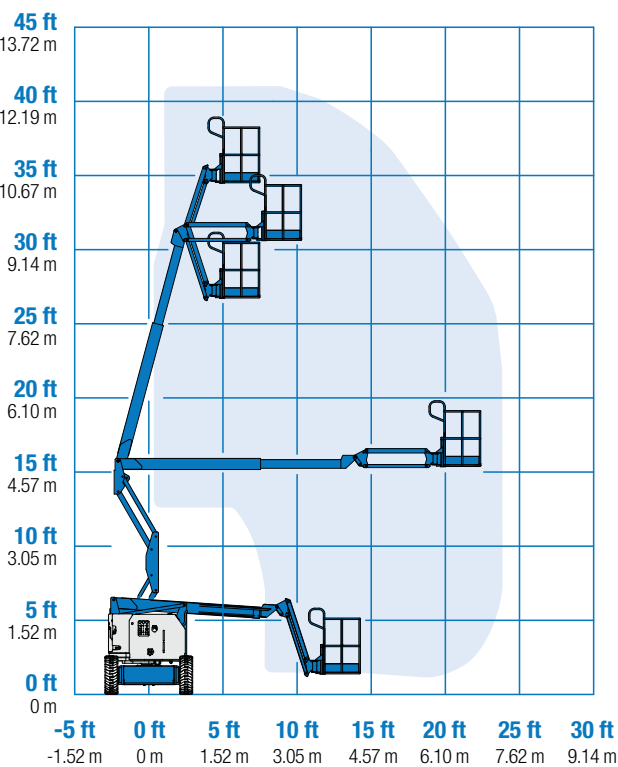


KNUCKLE BOOM SPECIFICATIONS

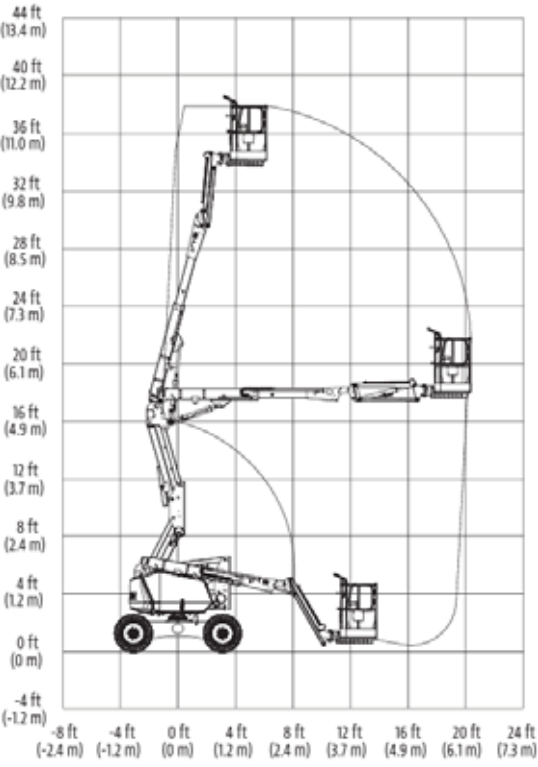
Model	Platform height	Working height	Overall width	Stowed height	Stowed length	Working outreach	Up & over clearance	Lift capacity	Platform size	Gross weight
Trailer Z34	10.19m	12.19m	1.45m	1.94m	5.50m	5.59m	4.90m	181kg	1.12 x 0.68m	1,431kg
Diesel 340AJ	10.33m	12.33m	1.93m	2.00m	5.52m	6.71m	5.17m	230kg	1.52 x 0.76m	4,400kg
Hybrid H340AJ	10.33m	12.33m	1.93m	2.00m	5.52m	6.70m	5.17m	230kg	1.52 x 0.76m	4,472kg
Electric Z34	10.52m	12.52m	1.47m	2.00m	5.72m	6.78m	4.62m	227kg	1.42 x 0.76m	5,216kg
Diesel Z34	10.62m	12.62m	1.85m	2.06m	5.66m	6.78m	4.57m	227kg	1.42 x 0.76m	4,854kg
Electric Z40N RJ	12.32m	14.32m	1.50m	1.98m	6.53m	6.91m	6.48m	227kg	1.17 x 0.76m	6,940kg
Trailer Nifty 150T	12.70m	14.70m	1.60m	2.00m	5.55m	7.55m	6.00m	225kg	1.40 x 0.65m	1,775kg
Diesel Z45	14.07m	16.07m	2.29m	2.11m	6.83m	7.65m	7.16m	227kg	1.83 x 0.76m	6,668kg
Diesel Zebra 16RT	14.80m	16.80m	2.24m	2.25m	5.69m	9.40m	7.80m	230kg	1.80 x 0.86m	8,050kg
Hybrid HR17	15.00m	17.00m	2.00m	2.15m	5.00m	9.10m	7.00m	225kg	1.80 x 0.85m	4,750kg
Diesel Z51	15.62m	17.62m	2.29m	2.16m	7.50m	9.25m	7.47m	227kg	1.83 x 0.76m	7,212kg
Diesel Z52	16.00m	18.00m	2.35m	2.27m	7.77m	10.00m	7.30m	250kg	1.83 x 0.76m	7,820kg
Diesel 520AJ	16.00m	18.00m	2.35m	2.27m	7.77m	10.65m	7.30m	250kg	1.83 x 0.76m	7,985kg
Diesel Z60	18.39m	20.39m	2.46m	2.69m	8.15m	11.05m	8.23m	227kg	2.44 x 0.91m	11,800kg
Hybrid HR21	18.70m	20.70m	2.27m	2.15m	5.00m	12.60m	7.00m	225kg	1.80 x 0.85m	6,300kg
Diesel BA24RT	22.30m	24.3m	2.5m	2.89m	10.25m	17.30m	NA	454kg	2.40 x 0.90m	17,110kg
Diesel Z80	23.77m	25.77m	2.49m	3.00m	11.27m	18.29m	8.83m	227kg	2.44 x 0.91m	17,010kg
Hybrid HR28	26.00m	28.00m	2.49m	2.70m	7.30m	19.00m	10.00m	280kg	2.40 x 0.90m	14,650kg
Diesel ZX135	41.35m	43.15m	2.49m	3.09m	12.93m	21.26m	23.01m	272kg	2.44 x 1.83m	21,092kg

KNUCKLE BOOM RANGE OF MOTION CHARTS

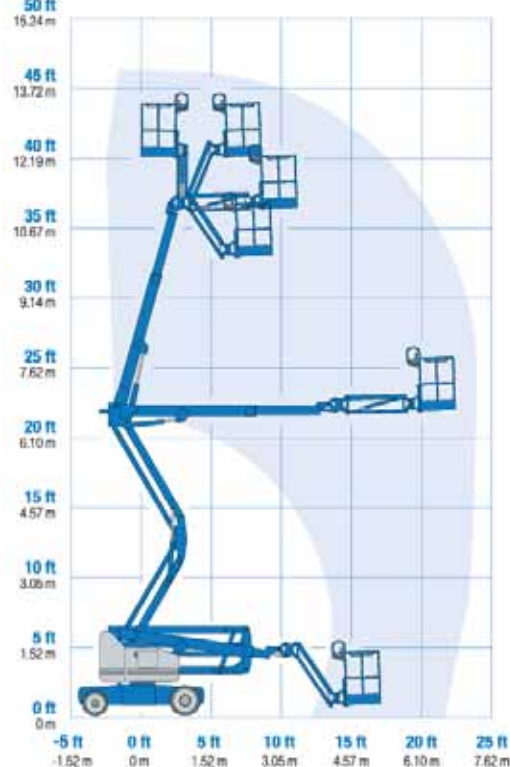
Diesel Z-34/22



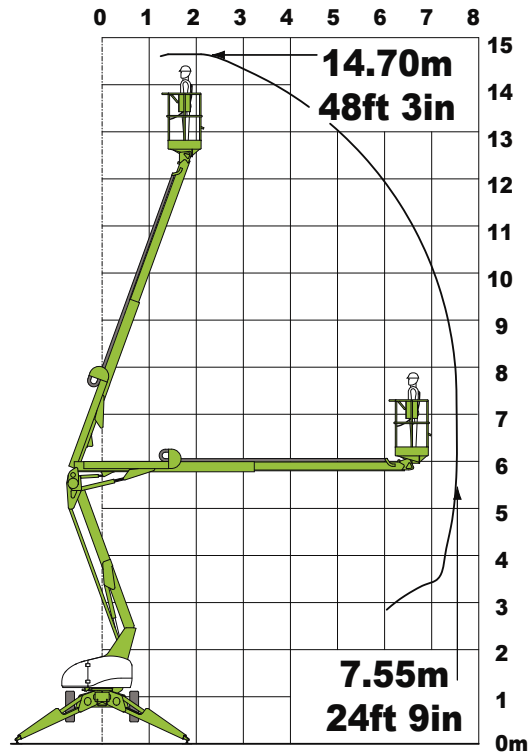
Diesel 340AJ



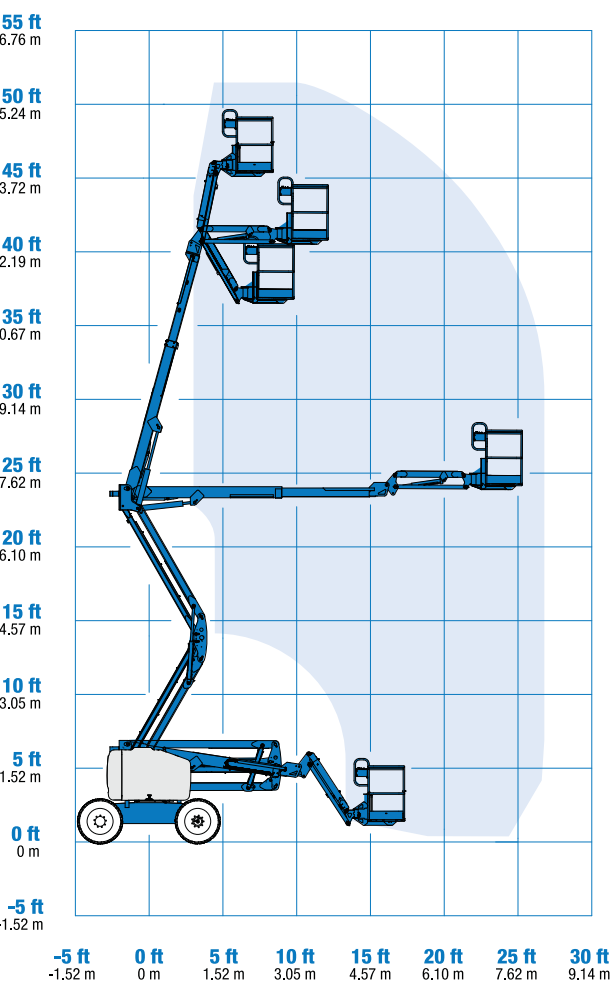
Electric Z40N RJ



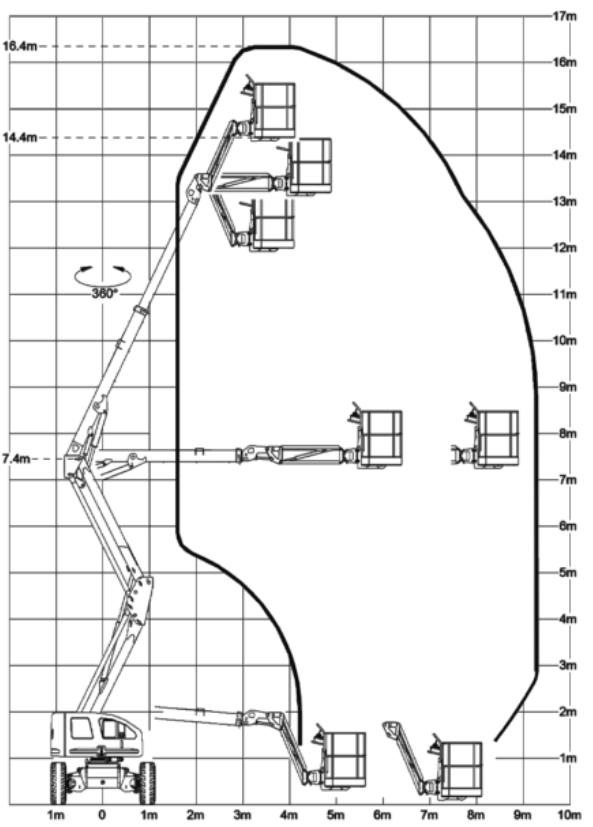
Diesel 150T



Diesel Z-45/25J RT

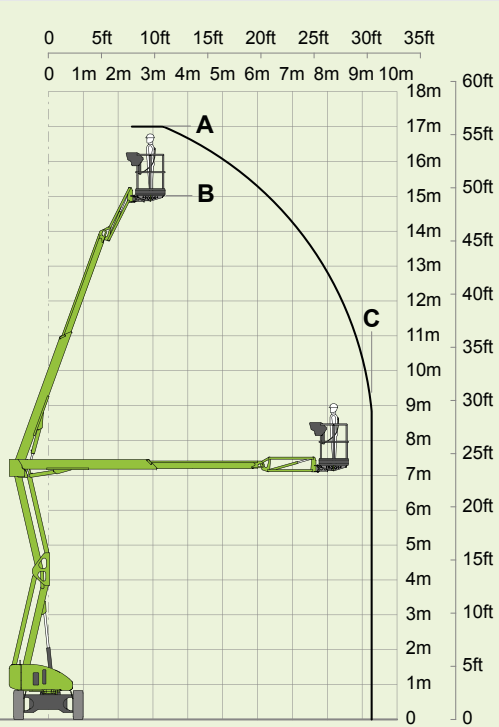


Diesel Zebra 16RT

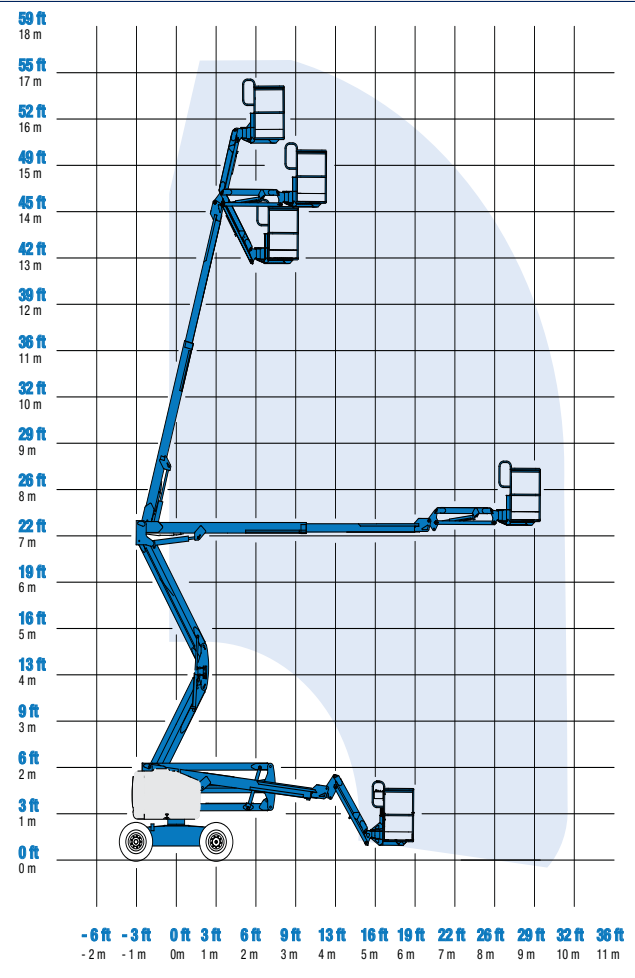


KNUCKLE BOOM RANGE OF MOTION CHARTS

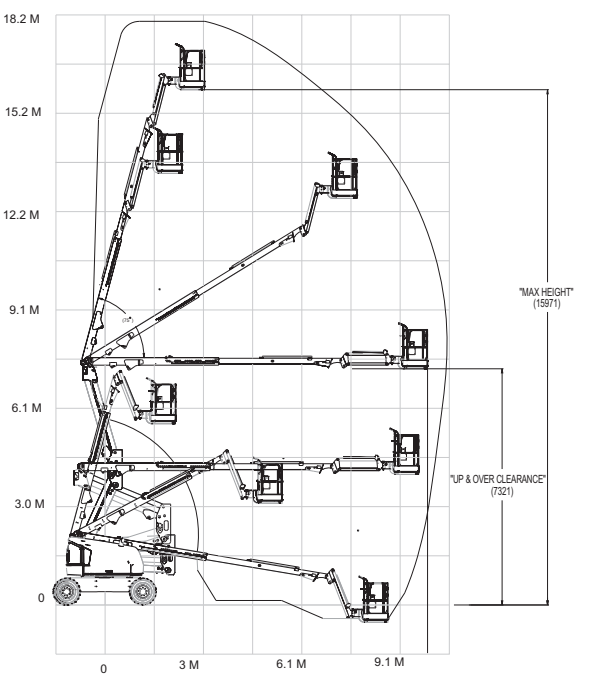
Hybrid HR17



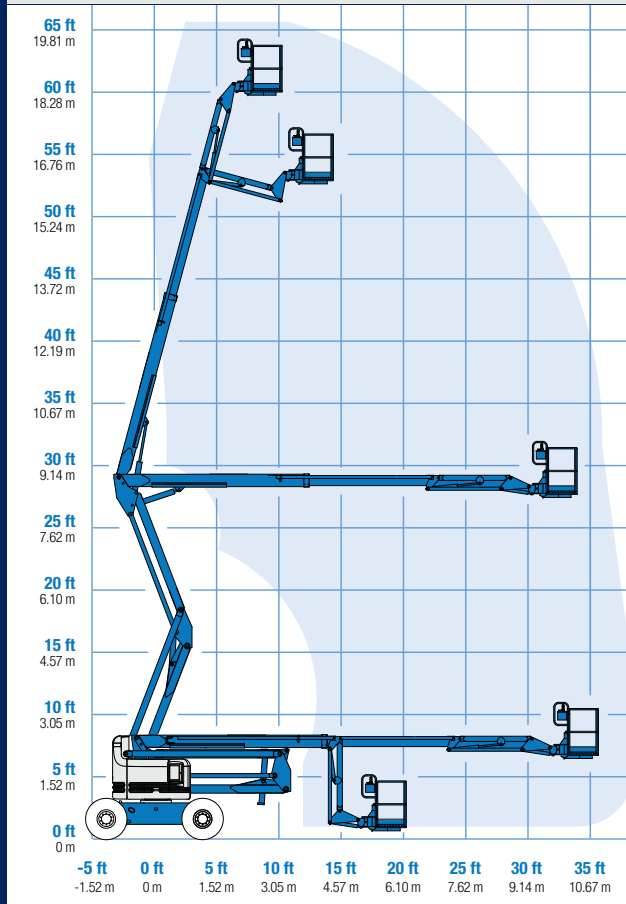
Diesel Z-51/30J RT



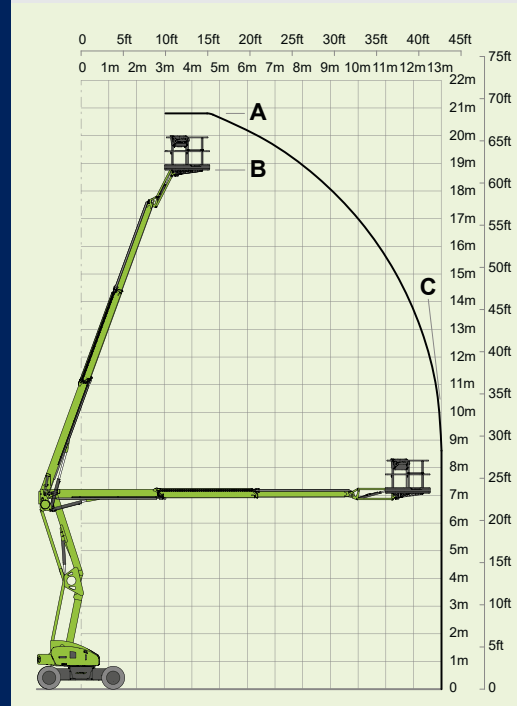
Diesel 520AJ



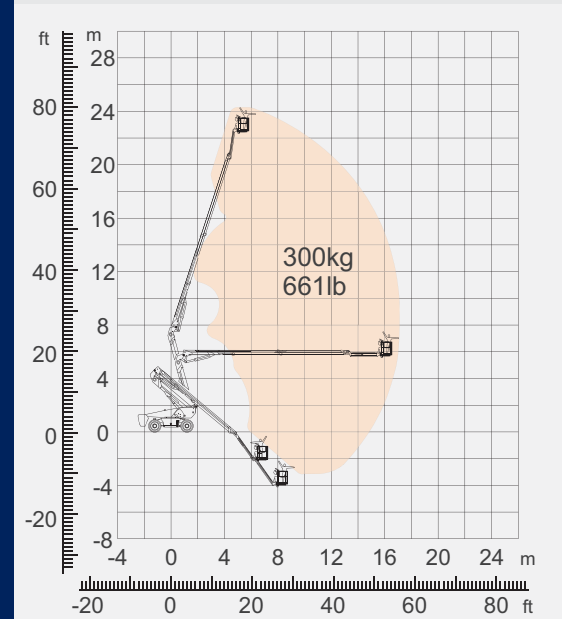
Diesel Z-60/34



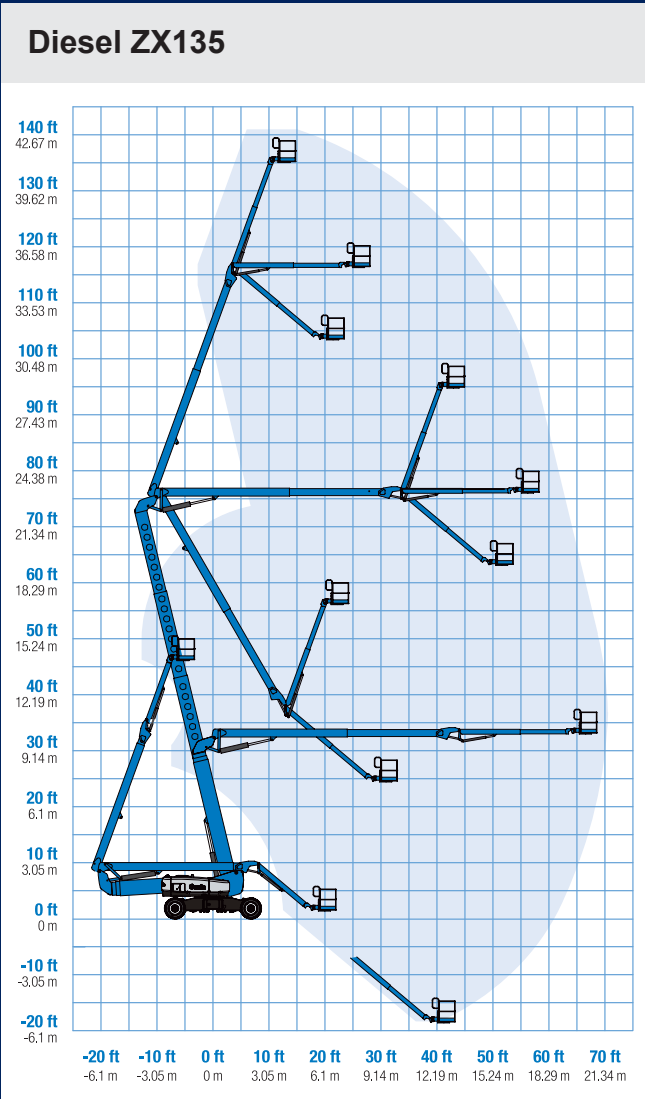
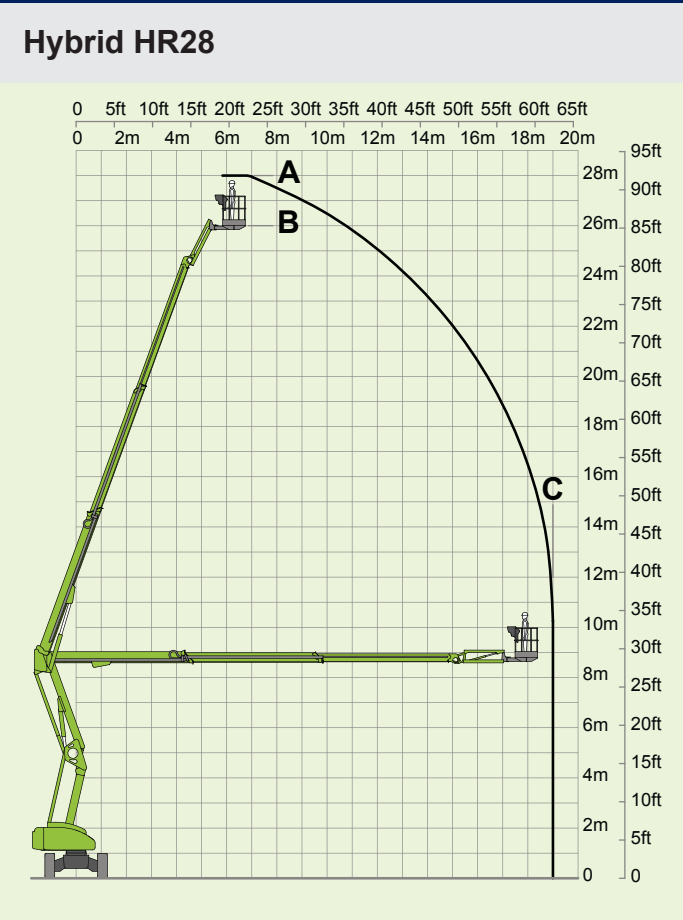
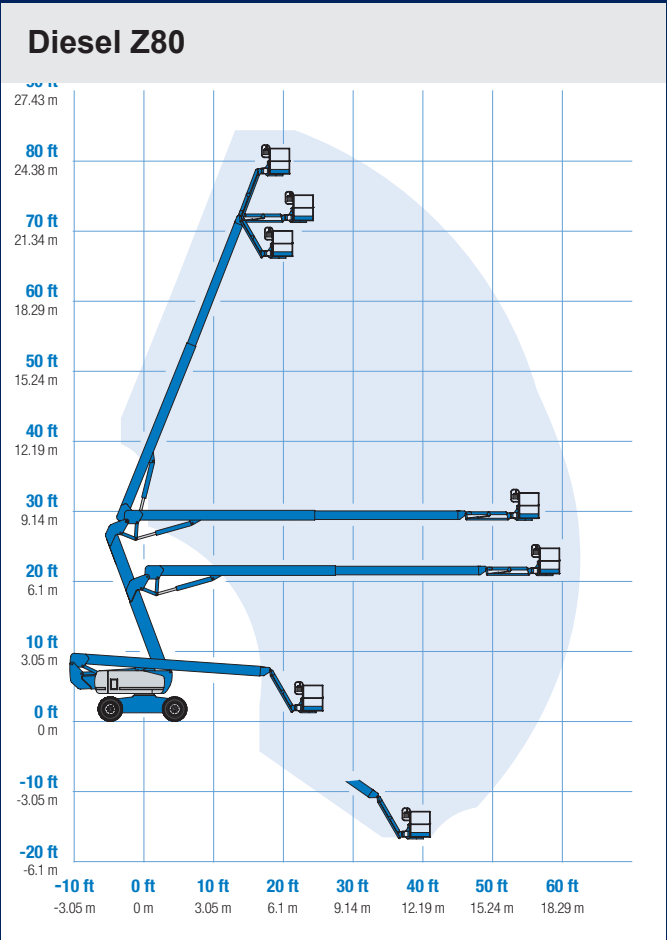
Hybrid HR21



Diesel BA24RT



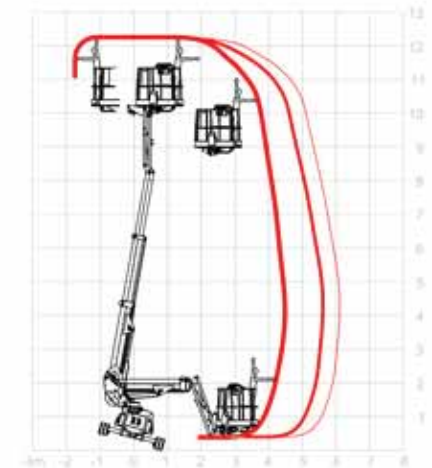
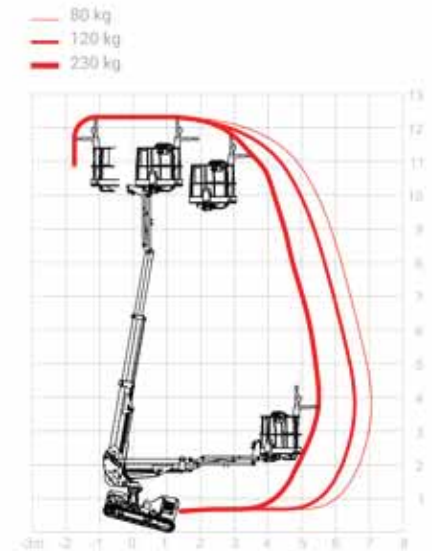
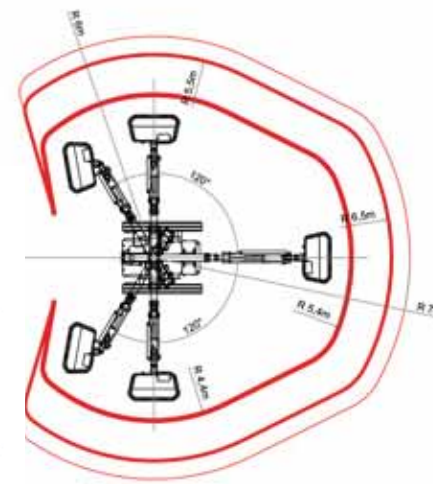
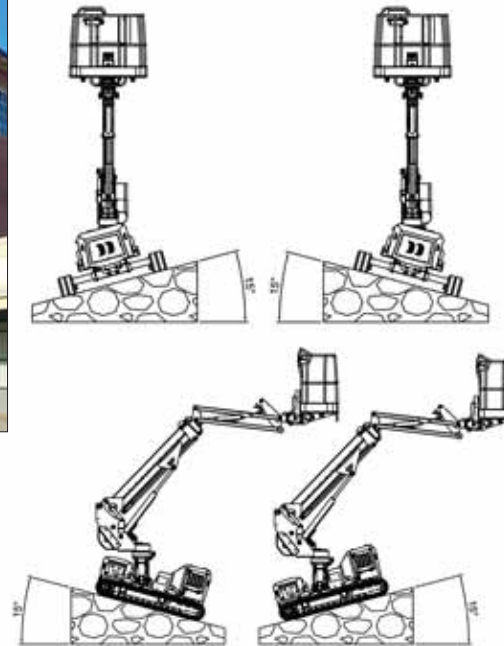
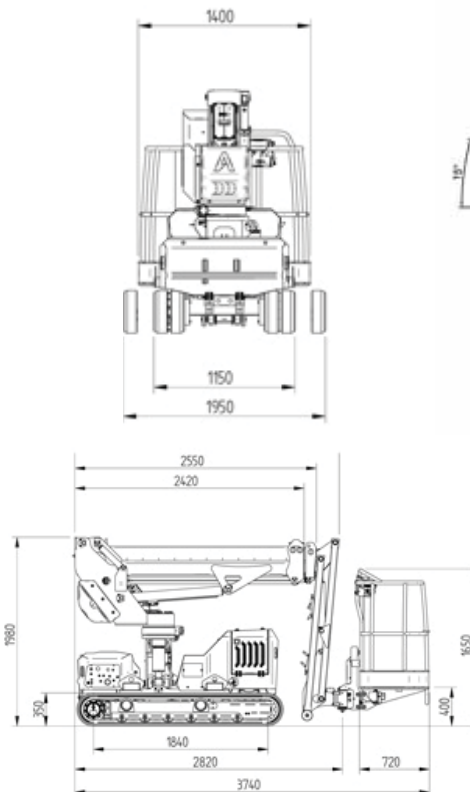
KNUCKLE BOOM RANGE OF MOTION CHARTS



JIBBI 1250 EVO

With a working height of 12.2 metres, the Jibbi 1250 EVO is a unique automatic telescopic boom levelling system. When working and travelling on uneven terrain such as slopes, the automated levelling system allows for +/-15 percent lateral and longitudinal levelling.

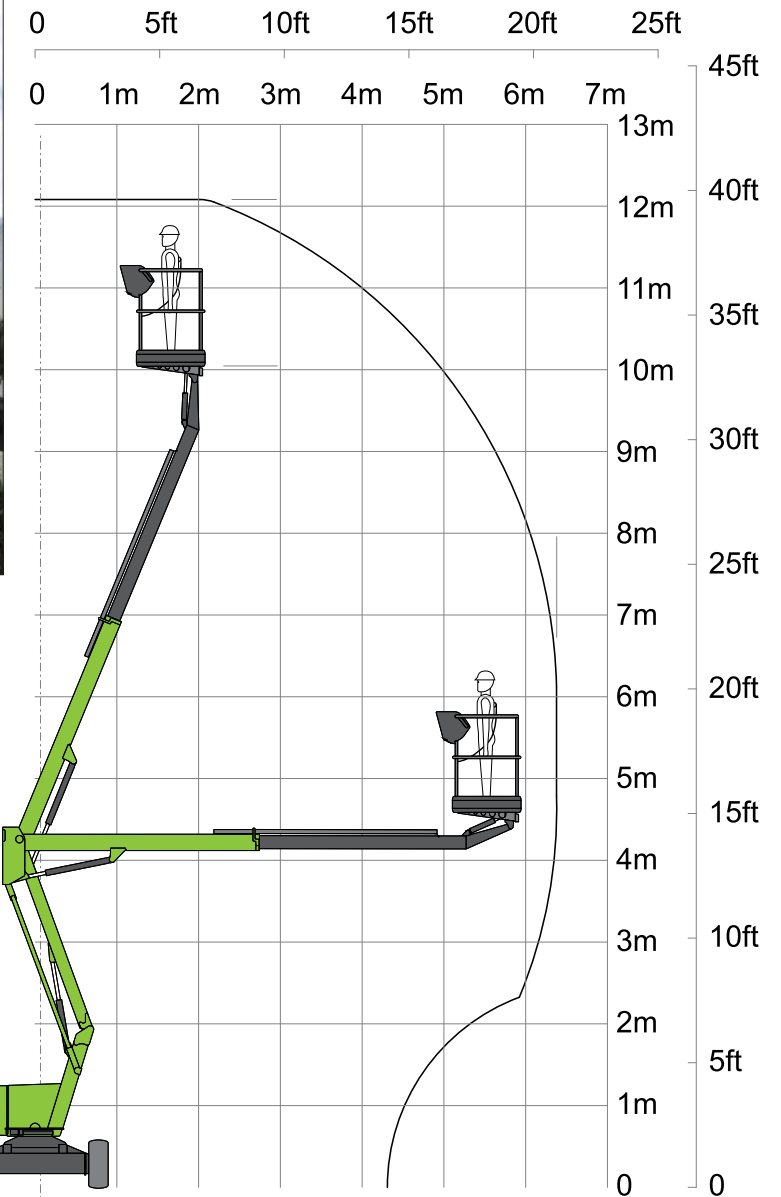
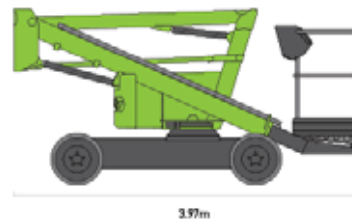
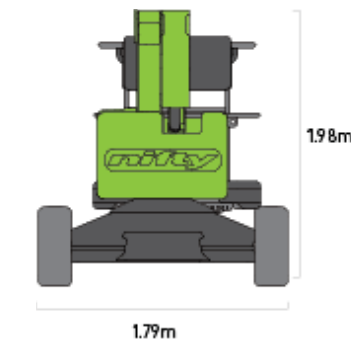
Working Height	12.2m
Platform Height	10.2m
Working Outreach	6.8m
Machine Width	1.95m
Machine Height	1.98m
Machine Length	3.74m
Transport Length	3.74m
Travel Speed	N/A
Gradeability	15°
Power System	Electric



NIFTY HR12

The HeightRider 12 4x4 (HR12 4x4) is one of the most complete 12m (40ft) self-propelled boom lifts available, with a low weight chassis and a powerful four-wheel-drive system.

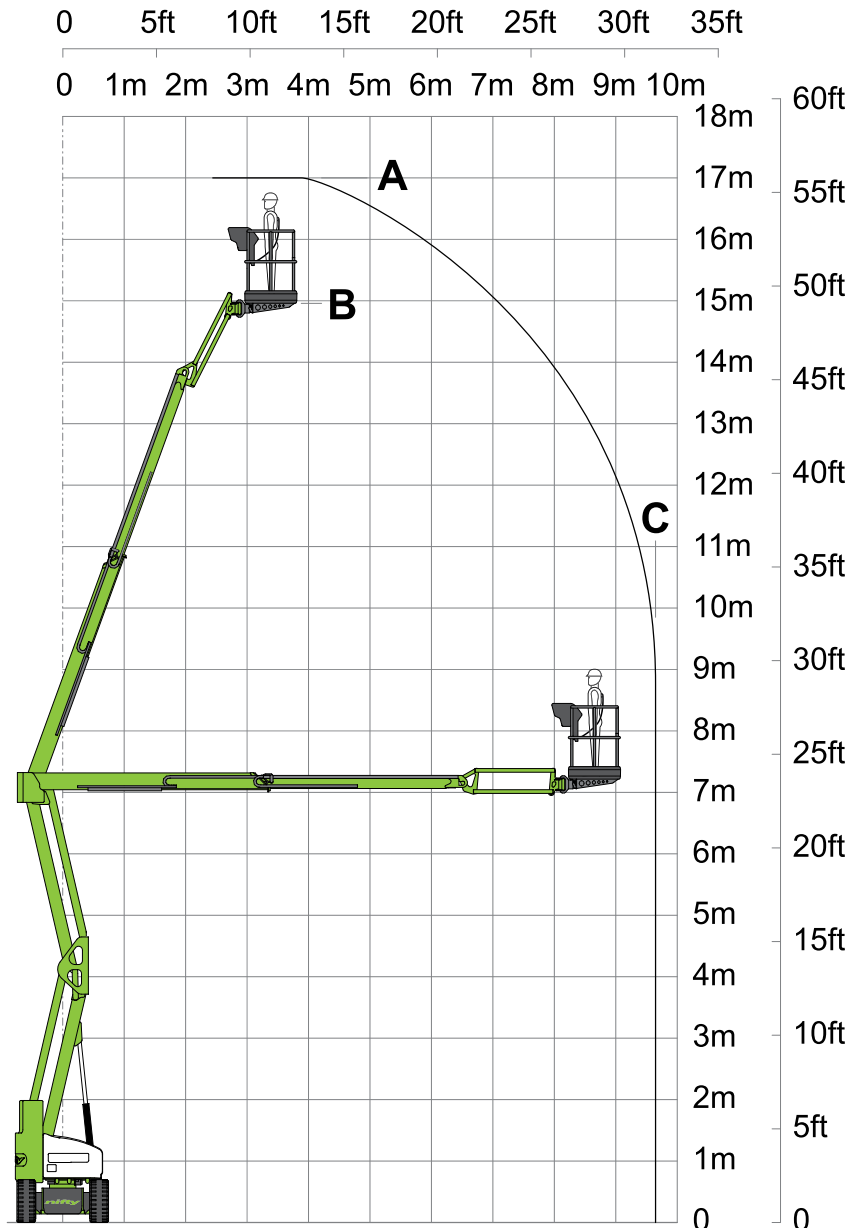
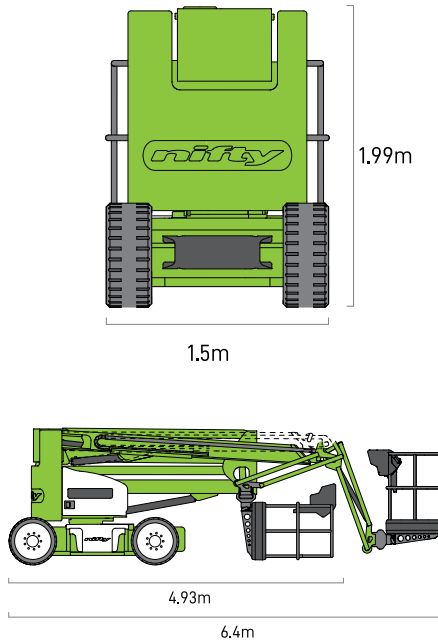
Working Height	12.1m
Platform Height	10.1m
Working Outreach	6.40m
Machine Width	1.79m
Machine Height	1.98m
Machine Length	3.97m
Transport Length	5.47m
Power System	Electric
Gradeability	25% / 14°
Turning Radius	3.89m



NIFTY HR17NE

The HR17NE is a self-propelled cherry picker that can elevate two people and their tools to a working height of 17 metres or a working outreach of 9.7 metres.

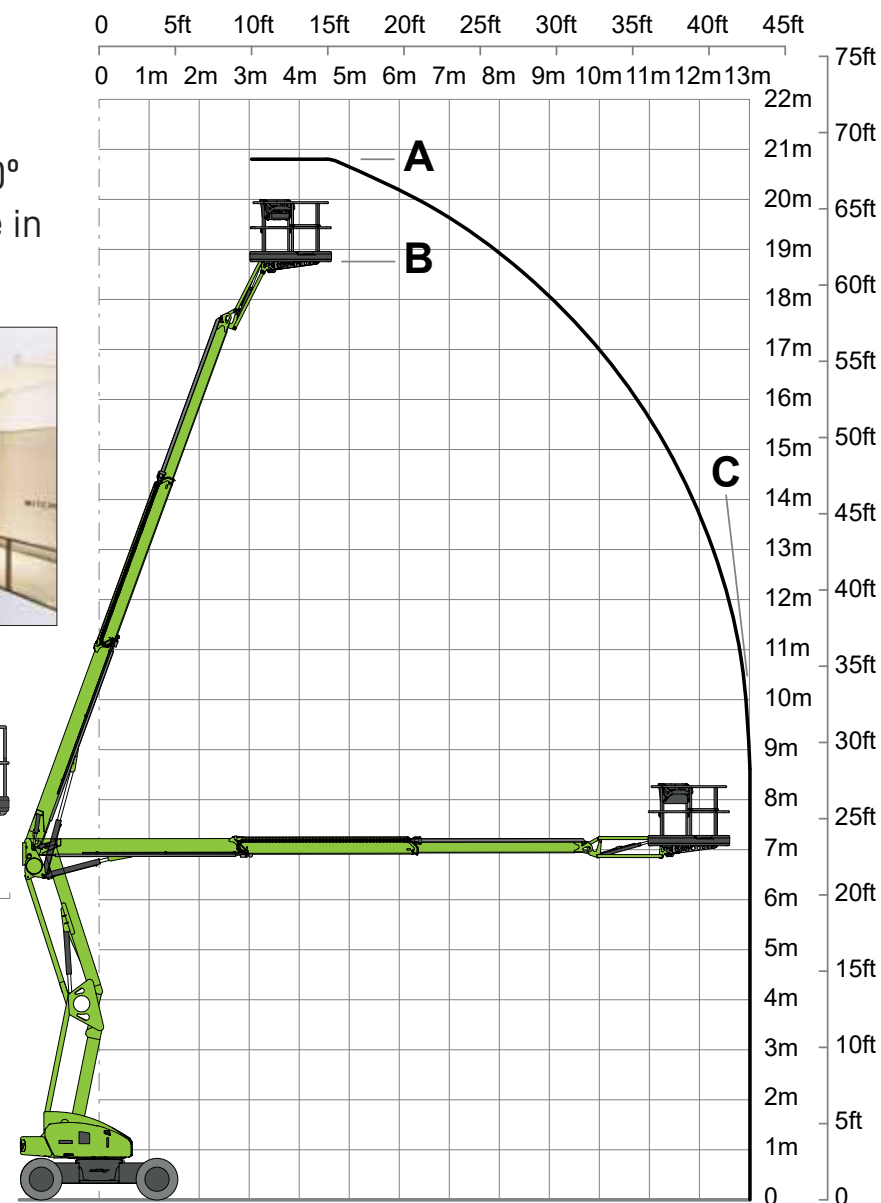
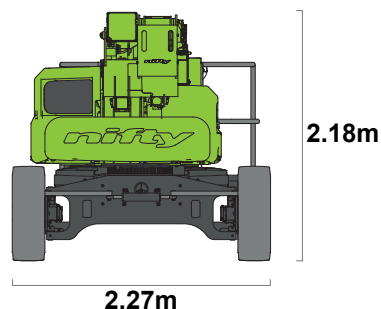
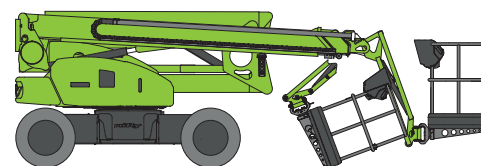
Working Height	17.0m
Platform Height	15.0m
Working Outreach	9.70m
Machine Width	1.50m
Machine Height	1.99m
Machine Length	4.93m
Transport Length	6.40m
Gradeability	25% / 14°
Turning Radius	3.5m
Minimum Weight	7780kg
Safe Working Load	7650kg
Power System	Electric/Hybrid



NIFTY HR21

The HR21 4×4 self-propelled cherry picker will lift 2 persons and their tools to a working height of 20.8m or a working outreach of 13m. A 160° cage rotation and a 150° fly-boom allow precise positioning anywhere in a vast working envelope.

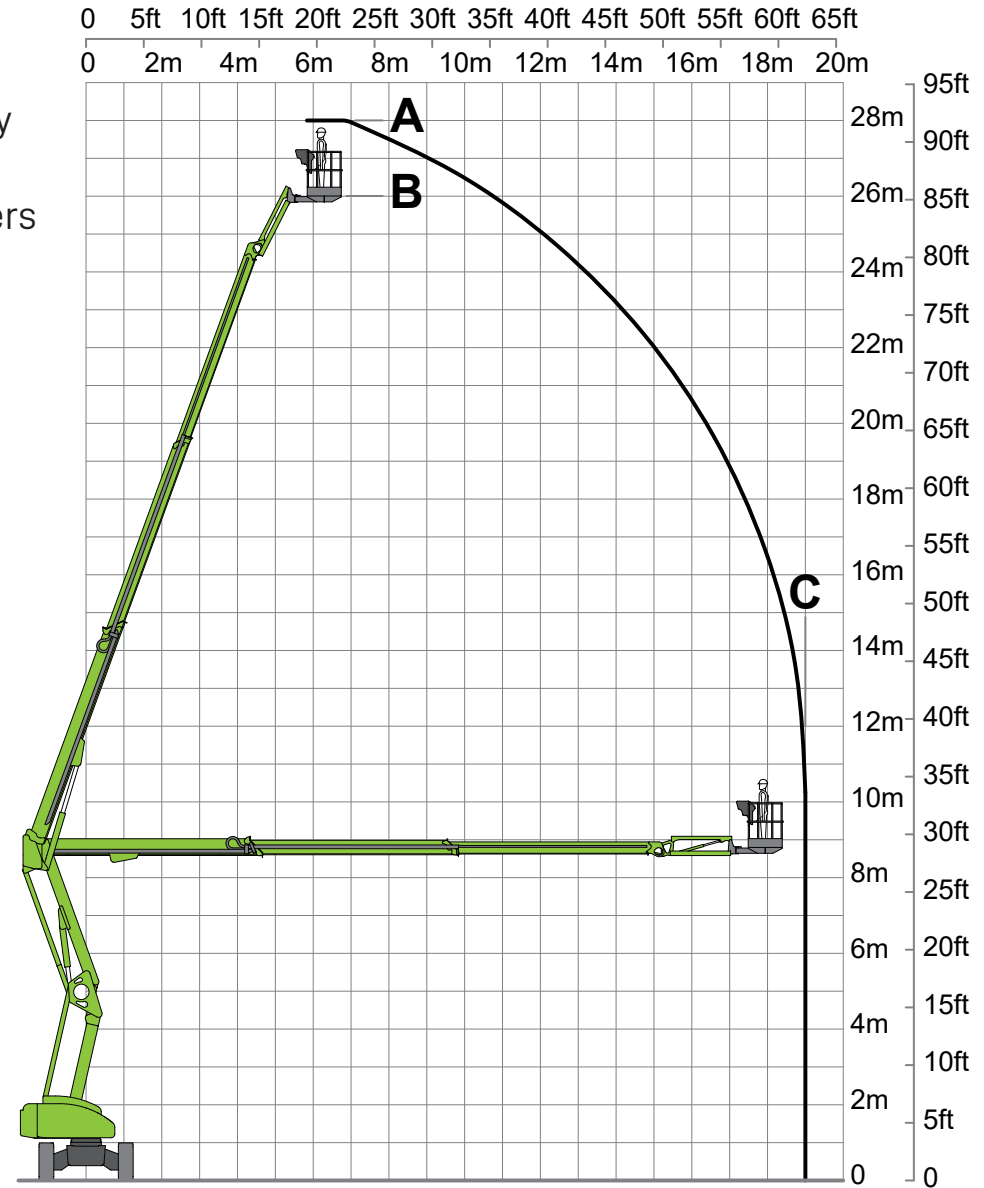
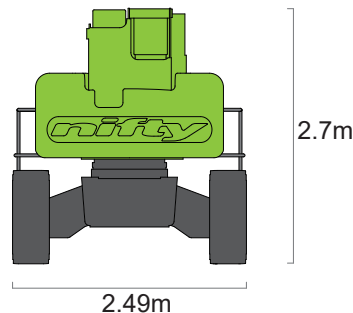
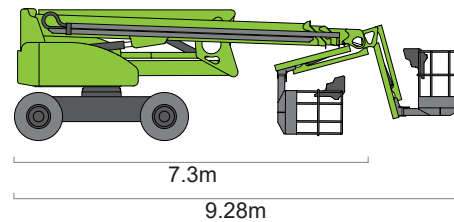
Working Height	20.8m
Platform Height	18.8m
Working Outreach	13.0m
Machine Width	2.27m
Machine Height	2.18m
Machine Length	6.62m
Transport Length	5.47m
Travel Speed	6km/hr
Gradeability	45% / 24°
Turning Radius	3.89m
Minimum Weight	6,640kg
Safe Working Load	250kg
Fly Boom Arc	150°
Cage Rotation	160°
Power System	Hybrid Battery + Kubota



NIFTY HR28

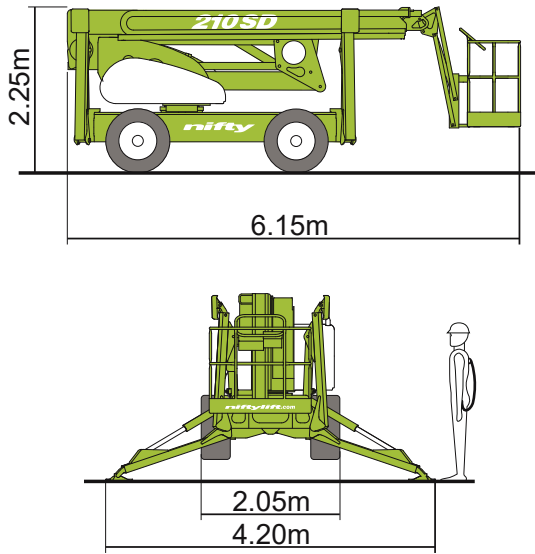
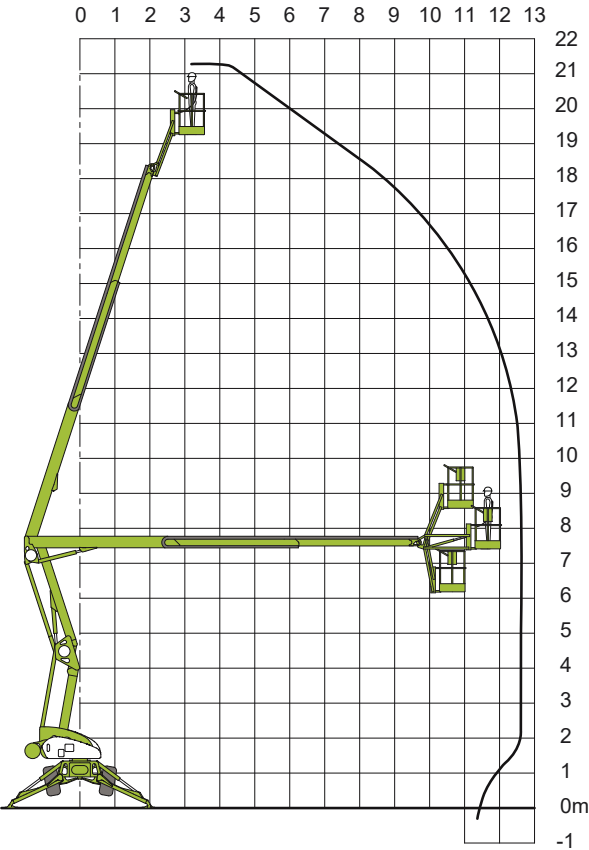
The HR28 4x4 Hybrid is one of a new generation of environmentally conscious work platforms from Niftylift. Combining advanced power-source technology with efficient four-wheel-drive, it delivers outstanding performance from a compact and low-weight design.

Working Height	28m
Platform Height	26m
Working Outreach	19m
Machine Width	2.49m
Machine Height	2.7m
Machine Length	9.28m
Transport Length	7.3m
Travel Speed	4.7km/hr
Gradeability	40% / 22°
Turning Radius	5.9m
Minimum Weight	14,650kg
Safe Working Load	280kg
Fly Boom Arc	150°
Cage Rotation	180°
Power System	Hybrid Battery + Kubota



NIFTY SD210

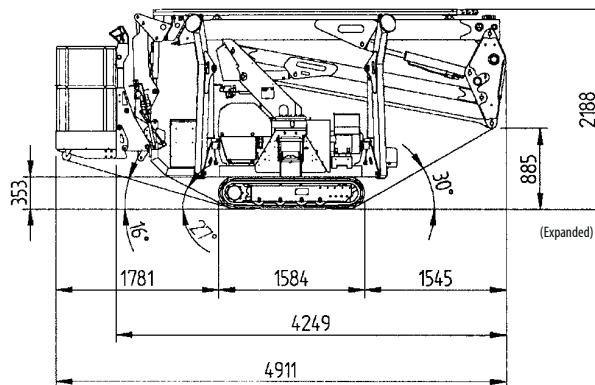
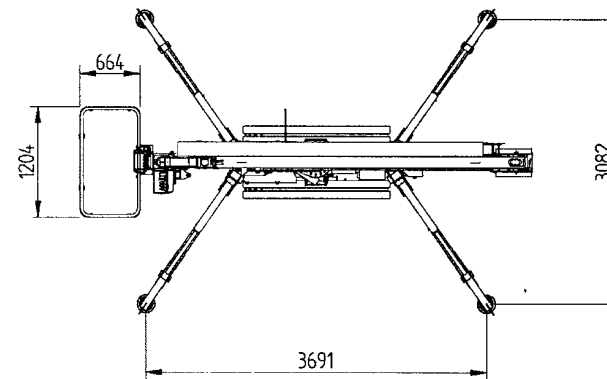
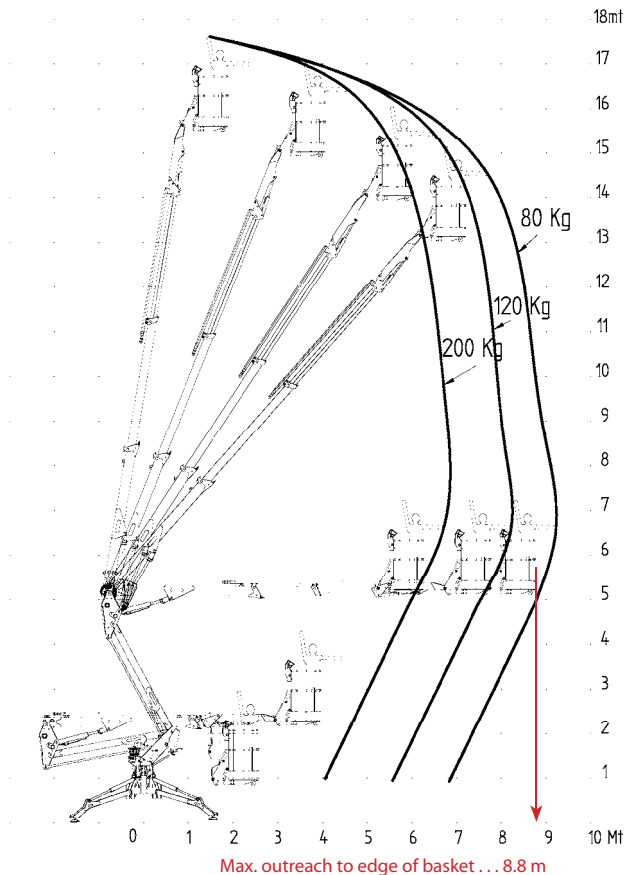
With full independent suspension and 4 wheel drive, the SD210 can cope with a wide range of working environments and still offers the same impressive reach as the HR21.



Working Height	21.30m
Platform Height	19.30m
Working Outreach	12.80m
Slew	360°
Fly-Boom Arc	150°
Width - Travelling	2.05m
Width - Working	4.20m
Height	2.25m
Length	6.15m
Minimum Weight	3,495kg
Turning Radius - Outside	3.50m
Platform Rotation	100°
Platform Capacity	225kg
Platform Size	1.80m x 0.85m
Drive Speed	9km/h
Gradeability	45%
Control System	Fully proportional hydraulic
Power System	Kubota 1505 32Hp

MONITOR 1890

Accessing your location may mean entering through a narrow entrance. A Monitor 1890 Spider boom will suit your project. It has the advantage of being able to enter through a standard door as it is only 78cm wide.

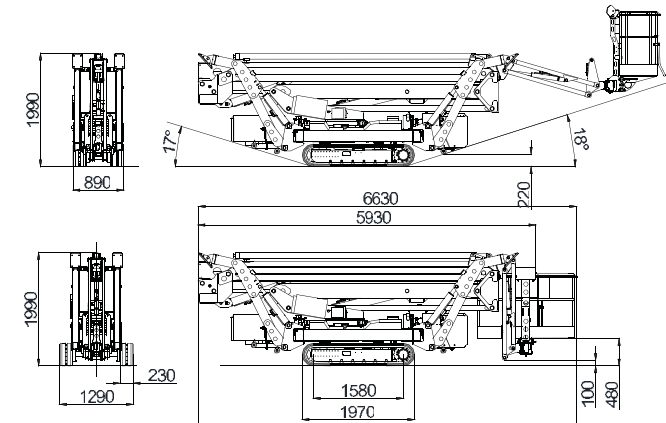


Max Working Height	17.70m
Max Platform height	15.70m
Max Horizontal Working Outreach	9.30m
Max Horizontal Outreach to edge of basket	8.80m
Lift Capacity / SWL	200kg
Weight / Outreach Limited	Yes
Turret Rotation	360°
Basket rotation	140°
Length with basket	5.10m
Length w/out basket	4.25m
Width stowed tracks	0.78m
Height stowed	1.95m
Basket Dimensions	1.2 x 0.66m
Total Weight	2,457kg
Max ground pressure driving (approx)	47 kN/m ²
Max stabilizer force	15 kN
Max stabilizer pressure with std foot pad	478kN/m ²
Gradeability length-wise	51%/27 degrees
Gradeability sideways	27%/15 degrees
Stabilizer set-up dimensions	3.9 x 3.3 o/o
Max slope for stabilizers	14 degrees
Standard Power Source/s	Honda 13 Hp Petrol & 240 volt electric system
Optional power Sources	Yanmar 9hp or Kubota 14hp Diesel
Drive system	Tracks
Expanding tracks	Std
Drive speed	1.5 km/hr

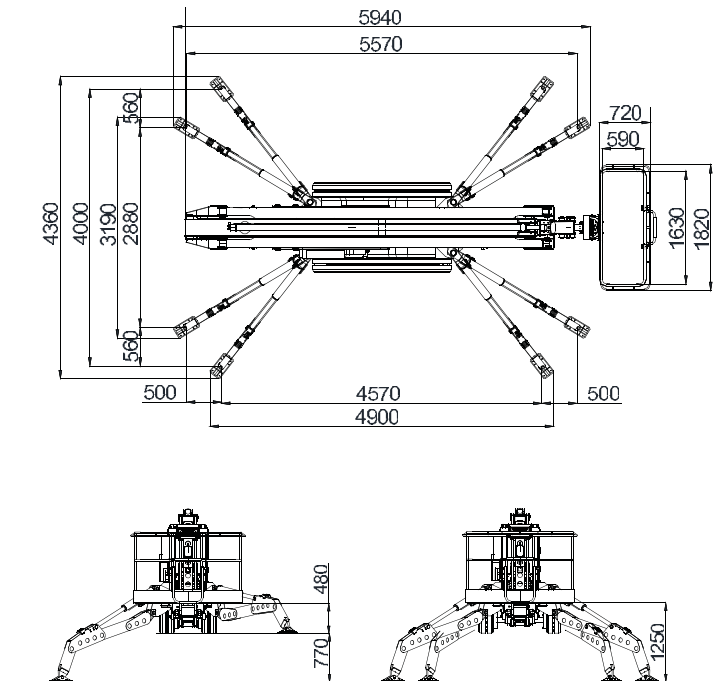
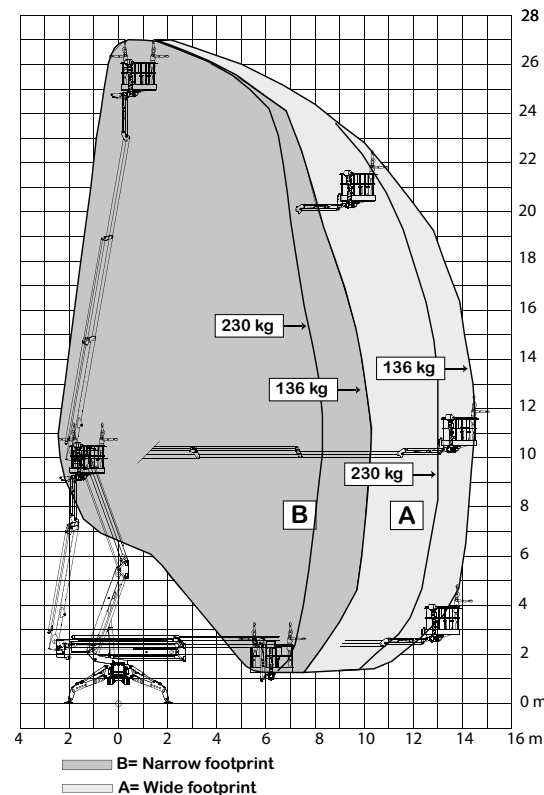
MONITOR 2714

The 2714 never ceases to impress, with a huge up-and-over outreach. Stowing to an incredible 890mm wide, this Spider Lift delivers the most reach from the smallest dimensions.

An unbeatable machine for confined area access to taller heights.



Max Working Height	27m
Max Horizontal Outreach	15.1m
Max SWL (kg)	230kg
Weight: Engine + Batteries	5,200kg
Turret Rotation	360°
Basket rotation	172°
Max stabilizer force	34.4kN
Auto levelling	Standard
Max slope for stabilisers	13°
Gradeability length-wise	17°
Gradeability sideways	12°
Drive speed	1.8km/hr
Weight	5,000kg
Minimum transport length	6.63m
Minimum transport width	0.89m
Minimum transport height	1.99m

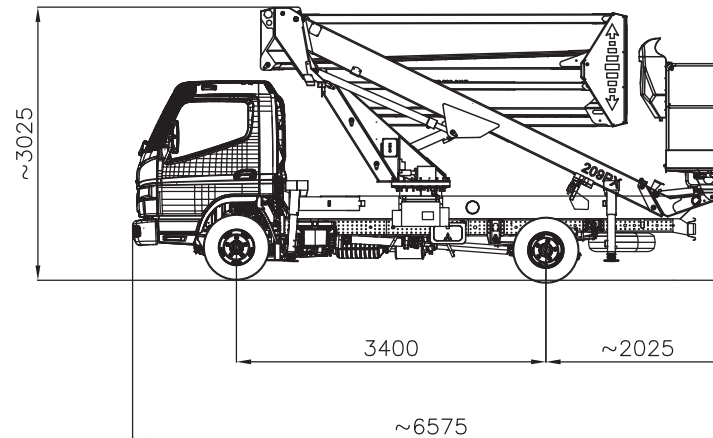
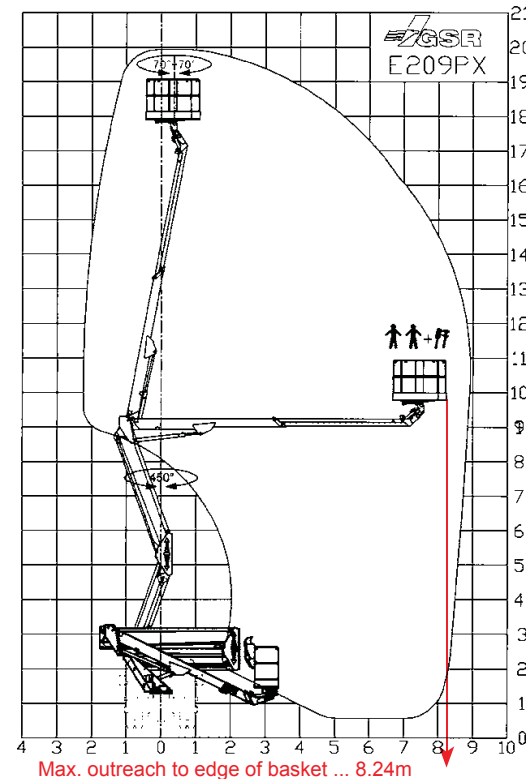


E209PX TRUCK MOUNT

When you have a job that needs multiple movements or is located a long distance from your base, the E209PX is ideally suited.

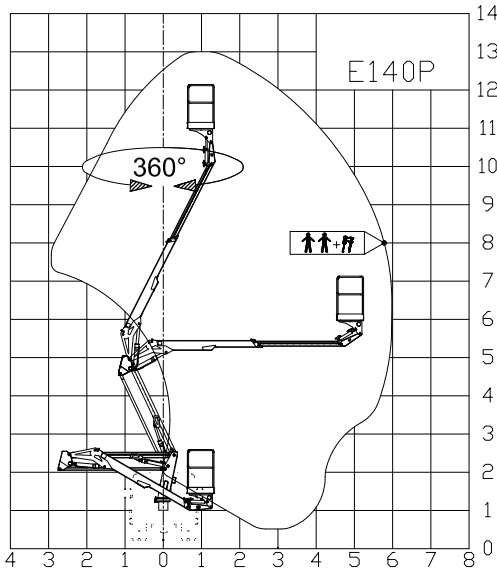
For superior up and over outreach the E209PX is choice number one. The double knuckle technology provides a very compact machine without the problem of tail swing.

Max Working Height (m)	19.90m
Max Platform Height (m)	17.90m
Max Horizontal Working Outreach (m)	8.94m
Max Horizontal Outreach to edge of basket (m)	8.24m
Lift Capacity / SWL (kg)(depending on G.V.M.)	220kg
Weight / Outreach Limited (Yes/No)	No
Turret Rotation	450
Basket Rotation	Yes 140
Outrigger stabilizers (Yes/No)	Yes
Length with basket	6.65m
Width stowed tyres	2.20m
Min Transport Height	3.35m
Total Weight (depending on G.V.M.)	4,490kg (car license)

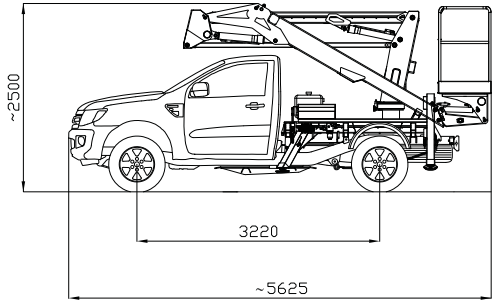


E140P UTE BOOM

Our Waimea E140P is a versatile telescopic articulated truck mounted machine. Known for its exceptional strength and rigidity and its simple and intuitive controls. This ute-mounted lift is built to accommodate two persons and tools with a maximum rated capacity of 250 kg. It is also equipped with precise electrohydraulic controls, enabling for a very smooth operation and accuracy even at full height and outreach. Our E140P also has a lateral outreach of 6m fully loaded, and auto basket leveling. Its extremely compact dimensions only measure 5.61m in length, 1.87m in width, and less than 3.0m in stowed height.



Working Height	13.00m
Platform Height	19.30m
Working Outreach	6.00m
Capacity	250kg
Turrent Rotation	360°



WHAT IS THE DAMAGE WAIVER?

Asset Construction Hire's Damage Waiver assists in protecting customers from costly repairs and replacement of goods, in the event of certain kinds of loss and damage. The Damage Waiver is explained in further detail within our Terms & Conditions, which are a compulsory part of any hire agreement or contract with us.

WHEN IS PAYMENT OF THE DAMAGE WAIVER COMPULSORY?

DAMAGE WAIVER NOT REQUIRED

Account customers who can provide a certificate of currency, covering insurance of hired in plant and equipment to a minimum of \$350,000.

MUST PAY DAMAGE WAIVER

Cash customers, new customers and customers not on an account.

Account customers without a certificate of currency, covering insurance of hired in plant and equipment to a minimum of \$350,000.

HOW DOES IT WORK?

The Damage Waiver is equal to 10% of the hire rate, and caps the hirer's liability in the event of an approved claim, to an excess of \$5,000. The excess applies in all instances without exception.

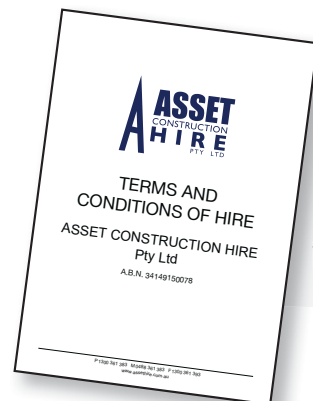
WHAT AM I COVERED FOR?

COVERED BY DAMAGE WAIVER

- Theft of the equipment if a full Police Report has been lodged and a copy supplied to Asset Construction Hire with 24 hours of the theft.
- Damage to the equipment if not a result of hirer negligence, contravention of the Terms & Conditions of the hire, or resulting from violation of any statutory laws and regulations.
- Fair wear as a result of normal use of the equipment, only for the purposes for which the equipment is designed and specified.

NOT COVERED BY DAMAGE WAIVER

- Theft of the Equipment without Police Report.
- Loss caused by hirer negligence.
- Damage caused by hirer negligence, including:
 - * Scrubbing out tyres
 - * Breaking of beacons
 - * Bending of handrails
 - * Damage to wheel-drive structure
 - * Excessive scratching of paintwork and decals
 - * Damage from dried concrete, plumber's glue or insulation adhesives
 - * Control box damage
 - * Damage caused by vermin
 - * Damage of any sort to harnesses, such as weld burns, paint residue, cuts, and adhesive residue
 - * Water damage on-site or from weather
 - * Damage to cables or keys or EWP pouches.
- Mysterious disappearance or wrongful conversion of the equipment.
- Loss or damage relating to lack of lubrication or other normal servicing of the Equipment.
- Loss or damage of tools, accessories, grease guns, lifting equipment, harnesses and other similar accessories.
- Loss or damage in contravention of the conditions of the Conditions of Hire agreement.
- Loss or damage from use in violation of any statutory laws and regulations.
- Loss or damage during transport, except where transported by the owner.
- Loss or damage to the Equipment whilst located, used, loaded, unloaded, transported on or over water, wharves bridges or vessels of any kind.
- Use of products and/or attachments other than those specified by the owner or the manufacturer.
- Overloading of any Equipment.
- Cuts to tyres and tubes, blowouts, bruises, or other causes inherent in the use of the Equipment.
- Exposure to any corrosive substance, e.g. caustic, cyanide, salt water, acid, etc. As well as any Lost Hire Charges between the periods the loss or damage occurred and payment was made to the owner from the hirer or the hirer's Insurance Company.



**A FULL COPY OF OUR
TERMS AND CONDITIONS
ARE AVAILABLE AT OUR
WEBSITE**

www.assethire.com.au/faq

TERMS AND CONDITIONS OF HIRE

1. DEFINITIONS

OWNER

Means Asset Construction Hire Pty Ltd (ACH), its employees, subcontractors or agents and any associated companies.

HIRER

Means the person or persons, partnership, trust, firm or corporation referred to in the HAC, its servants or agents and any associated companies.

HAC

Means the Hire Agreement Contract, which specifies the Rate of Hire, Duration of Hire, Site location details, etc.

Hire Charge

Means the consideration for the hire of the Equipment as detailed in the HAC.

Hire Period

Means the period specified in the HAC and any extension thereto.

Site Location

Means the place referred to in the HAC or such other place the parties may agree upon.

Premises

Means the OWNER'S yard and/or any other location specified by the OWNER.

Dry Hire

Means the OWNER supplies equipment only.

Replacement Cost

Means the supplier's or the manufacturer's recommended retail price for an article to replace any lost, damaged, destroyed, or stolen equipment.

Equipment

Means items, which the HIRER hires from the OWNER and which are listed on the HAC as well as any tools, accessories, attachments, parts, manuals, instructions, and any substitute and replacement equipment.

Rental Ready

Means the equipment is in safe working condition, is clean and undamaged consistent with the condition with which it was dispatched at the commencement of the hire period.

Goods

Means all wares, merchandise, articles of every kind and description, and includes packages, crates, and contents thereof, of whatsoever kind.

Operator

Means a worker, one employed or skilled in operating the Equipment.

2. ACCEPTANCE

a. Usage of the Equipment constitutes acceptance of these CONDITIONS of HIRE, or

b. Acceptance of the HAC by the HIRER is deemed to occur on receipt by the OWNER from the HIRER of either a verbal confirmation, written agreement, or by email.

c. If the HIRER cancels the HAC after the OWNER receives confirmation the HIRER will incur a cancellation fee. The cancellation fee will be as per clause 3.3 a.

d. It is the HIRER'S responsibility to be at the Agreed Site Location 15 minutes before or after the agreed Delivery or Pickup of the Equipment. This allows for normal traffic variations. If the HIRER is not at the site location as agreed to instruct the transport driver on where to access and egress the site location, the HIRER remains liable for all costs incurred by the OWNER.

e. It is the HIRER'S responsibility to communicate any traffic management plans or special requirements for Delivery, at the time of booking.

3. HIRE PERIOD

3.1 COMMENCEMENT

The hire period commences from,

a. The time and date specified in the HAC or

b. The time the equipment is delivered to the HIRER (if delivery has been arranged by the OWNER) whichever is the later.

3.2 OFF-HIRE NUMBERS AND RETURNS

a. Notwithstanding when the Hire Period ends, the HIRER shall be responsible for ensuring that the Equipment is not damaged, stolen or harmed in any way if the HIRER leaves

the equipment unattended at any time, including leaving the equipment for collection by the OWNER.

b. In the event of the HIRER failing to return the OWNER'S equipment to the OWNER'S premises the hire charges will continue until 5pm on the day the machine is returned.

c. If the OWNER considers that the equipment is not returned in Rental-Ready condition the hire period shall continue until the equipment is renewed to Rental-Ready condition.

d. Notwithstanding when the Hire Period ends, the HIRER shall remain Liable under this agreement until all monies owing to the OWNER have been paid in full including but not limited to Hire Charges, Cleaning Charges, Damage Levy Charges, Damage and Repair Charges, Fuel Charges, Loss of Equipment Charges and Interest Charges.

3.3 TERMINATION

a. The HIRER may terminate this Agreement by notice in writing to ACH together with payment to ACH of 80% of the hire charge which would otherwise have been payable during the balance of the HAC, provided that the full hire charge payable in respect of such Equipment is paid by the HIRER up to the date of the said notice.

b. Upon determination or termination of this agreement, the HIRER shall at the HIRER'S expense:

1) Return the Equipment to the OWNER at the OWNER'S premises or agreed location; failing which the HIRER irrevocably permits the OWNER to enter upon the premises where the equipment is held and take possession of such Equipment without notice. The HIRER agrees to indemnify the OWNER against any claim whatsoever in entering premises where the Equipment is located, including premises not owned by the HIRER.

2) Return the Equipment in Rental-ready condition, with batteries charged, equipment cleaned. Fuel will be charged at \$2.86/L at time of writing.

c. ACH reserves the right to cancel any HAC at any time without the necessity to give reasons to the HIRER. The HIRER will be responsible for the hire, at the rate agreed, up to such time as ACH advises the HIRER of the exercise of this clause.

d. In the event that the HIRER owes monies to the OWNER beyond the Due Date, the OWNER may, at their sole discretion, immediately suspend work and/or remove the Hired Equipment from the site location.

e. If the HIRER refuses to provide possession of the equipment to the OWNER, the OWNER is entitled to the normal hire rate as specified in the HAC until such time as the OWNER takes possession of the equipment.

f. The OWNER will not be liable for any loss whatsoever incurred by the HIRER arising from the exercise by the OWNER of its rights under clause 3.3 c. and 3.3 d. and of these Conditions of Hire.

g. Termination of the hire period shall not affect any of the conditions that are expressed or implied to operate or have effect in these Conditions of Hire.

3.4 STAND DOWNS

ELECTRIC SCISSOR LIFTS:

No stand downs applicable for rain, site shutdowns, RDO's, staff and material shortages.

KNUCKLE & STICK BOOMS / ALL-TERRAIN SCISSOR LIFTS:

Rain full stand downs only apply if called prior to 10am every day. No stand downs are applicable for site shutdowns, RDO's, staff and material shortages.

COMPACTION & EARTHMOVING EQUIPMENT:

Rain stand downs are 50% if called in prior to 10am every day. No stand downs are applicable for site shutdowns, RDO's, staff and material shortages.

SITE FACILITIES:

No stand downs applied.

QUOTED RATES LESS THAN STANDARD RATE CARD:

Where an item is hired at a negotiated rate less than that on a HIRER'S agreed rate card, then no stand downs are available, regardless of the equipment, as all discounts have been included.

4. JURISDICTION

a. The Laws of Australian Capital Territory will govern any proceeding in respect of any cause of action arising under this agreement.

b. Any provisions contained in this agreement prohibited by or void under any law will be ineffective to the extent of such prohibition, without invalidating the remaining provisions.

c. This agreement will be construed as intended to operate to the maximum extent to which it can validly apply.

d. The HIRER agrees that any proceeding in respect of any cause of action arising under this agreement shall be instituted heard and determined in a court of competent jurisdiction closest to the OWNER'S address shown in the HAC.

5. TERMS OF PAYMENT

a. Payment terms are C.O.D unless the HIRER has completed an Account Facility Application and returned it to ACH. Upon written approval from ACH, trading terms will be 30 days from EOM. Trading terms are in accordance with the approved Account Facility Application.

b. All new accounts will have an initial maximum credit limit of \$5,000 for the first 6 months of trading. After that period providing credit terms have been met, the account credit limit will be reviewed, and the original request considered and adjusted accordingly. This applies to all account applications that have been completed in totality and approved as such by our credit team. All account applications not completed in totality i.e. Directors Guarantee not signed or parts of the application crossed out will ONLY be approved for a \$5,000 credit limit going forward and not be entitled to a review for further credit to increase their credit limit. When the HIRER'S account reaches the \$5,000 limit the HIRER must pay their account on notification of such or return of equipment will be sought.

c. The HIRER shall pay to the OWNER the Hire Charges, GST, Stamp Duty, Damage Levy, Delivery, Collection costs and any other fee, charge, cost or expense whether specified in the Agreement or not, within the terms agreed to by the OWNER.

d. The OWNER may tender invoices to the HIRER at the commencement or completion of the hire period or periodically throughout the hire period.

e. The OWNER reserves the right to impose any fees incurred for the recovery of any debts sent to the OWNER'S debt collection agency.

6. USE OF EQUIPMENT

6.1 Equipment Inspection

The hired Equipment is available for inspection prior to the commencement of the hire period and the HIRER acknowledges that they have not relied on any representations made by or on behalf of the OWNER in respect of the hired Equipment, its performance or its suitability for its intended application.

6.2 Conditional Registration

Conditional Registration is required when a machine does not comply with the Road Transport (Vehicle Registration) Regulation 2000 and needs access to public roadways or road related areas.

Conditional Registration includes Comprehensive Third-Party insurance (CTP) that covers injuries to people (not property) when the machine is used on road and road related areas (not private property).

Where a machine with Conditional Registration is required, it is the responsibility of the HIRER to:

a) Request a machine with Conditional Registration and advise the OWNER of the intended use.

b) Ensure that the conditions imposed on the requested machines' Conditional Registration are in-line with the intended use.

c) Take out insurance that covers the HIRER for damages and injury to property and people when the machine is used on private property and for any damages and injuries not covered by CTP insurance.

7. EQUIPMENT CONDITION

7.1 Before the Hire

a. It is the HIRER'S responsibility to acknowledge condition at time of receipt of equipment, if there are any concerns about the equipment or pre-existing damage.

7.2 After the Hire

a. At the conclusion of the Hire period and upon return of the Hired Equipment to the OWNER'S premises, or at such other time or location agreed in writing by the OWNER, the HIRER and the OWNER shall conduct a joint inspection (Off-Hire Inspection) of the Hired Equipment to ascertain the condition of the Hired Equipment following the Hire Period. Failure by the HIRER to be in attendance at the Off-Hire Inspection shall be deemed to be acceptance by the HIRER of the Off-Hire Report prepared by the OWNER.

b. The HIRER shall be liable to the OWNER for all costs, loss, expense and damages incurred by the OWNER for the repair to or the reinstatement or replacement of the Hired Equipment or any part, thereof to a Rental Ready condition, in the event that the Off-Hire Report, is different to that recorded in the Run Up Report, fair wear and tear excepted.

TERMS AND CONDITIONS OF HIRE

NOTE: These Terms and Conditions are subject to change without notice. For the most recent Terms and Conditions, please visit our website at www.assethire.com.au

8. HIRER'S OBLIGATIONS

8.1.1 Before Use

a. The OWNER agrees to supply to the HIRER of the Equipment all necessary manuals and instructions (both written and oral) necessary for use of the Equipment, upon written request by the HIRER.

b. It is the HIRER'S responsibility to ensure the HIRER has all the necessary manuals and written instructions before using the equipment.

c. It is the HIRER'S responsibility to ensure the Operators of the Equipment wear appropriate safety clothing and use appropriate safety equipment and follow appropriate safety measures.

d. The HIRER agrees that the equipment must NOT BE used or operated by any unlicensed Operators.

e. The HIRER shall only supply an Operator who is competent and who is familiar with the equipment.

8.1.2 During the Hire Period

a. It is the HIRER'S responsibility to ensure that the Operator completes the Pre-Start checklist and checks of the Equipment CONDITION prior to commencement of work at each shift.

b. The HIRER will at the HIRER'S own expense Clean, Fuel, Lubricate and provide Daily and Weekly Maintenance for the Equipment.

c. The HIRER will keep the Equipment in good and substantial repair and condition and not damage the paintwork on the Equipment (normal wear & tear excepted).

d. The HIRER will, keep the radiator, engine and tyres filled to proper levels in accordance with any written or verbal instructions given to the HIRER by the OWNER and/or in accordance with any instructions contained within the operating manuals provided.

e. The HIRER must be fully responsible for the safekeeping of the Equipment and must comply at the HIRER'S own expense with all laws, ordinances and regulations that may affect the Equipment while it is in the HIRER'S possession or being used by the HIRER including, in particular, any Occupational Health and Safety Laws.

f. The HIRER will, give any local or other authorities any necessary notice of the HIRER'S intention to use any part of the Equipment and pay all fees in connection therewith. The HIRER shall obtain and keep in force any licenses or permits needed to use the Equipment.

g. The HIRER will store the equipment in a safe secure location at all times.

h. The HIRER will not Damage the Equipment by misuse and shall only use the Equipment for those purposes which a competent and qualified Operator would use them in accordance with any and all instructions for use appearing on the Equipment; and in accordance with any and all instructions, manuals, checklists or verbal directions given by or on behalf of the OWNER.

i. The HIRER will, not allow any notices i.e. instructional stickers, warning stickers, load charts, compliance plates, or any other notices affixed to the Equipment, whether in position at the time of commencement of the hiring or subsequently affixed thereto during the period of hiring to be damaged, obliterated, defaced or covered up.

j. The HIRER will, not sell, assign, mortgage, pledge, sublet, lend, part with the possession of all or any part of the Equipment (or any interest therein) or otherwise deal with any of it, nor remove the Equipment from the site.

k. The HIRER has a duty of care owed to the OWNER whilst the equipment is on hire to the HIRER.

l. The HIRER will, protect the Equipment against execution or seizure and not allow any lien to be created over the Equipment whether for repairs or otherwise.

m. During the course of the hire of the equipment, the equipment shall be at the HIRER'S risk in all respects.

n. The HIRER will, at all times use the equipment in a proper, safe and skillful manner within the capacity of which it is designed,

8.1.3 Breakdowns

a. If the equipment breaks down, becomes damaged or upon the occurrence of any failure intermittent or not which could with continued use cause damage to the Equipment the HIRER must immediately:

1) STOP using the equipment,

2) Affix an Out of Service Tag to the operational controls and take all necessary steps to prevent injuries to any persons or damage to any property as a result of the condition of the equipment.

3) Inform the OWNER of the failure of the Equipment and the hours shown at the time of the problem on the equipment.

b. The HIRER SHALL NOT USE such equipment until the Out of Service Tag has been removed from the equipment, by the OWNER or authorized agents once the problem has been repaired or replaced.

c. While the Equipment is tagged as unfit for operation any damage or loss caused by unauthorized removal of the tag shall be the HIRER'S responsibility.

d. If any Equipment breaks down or is damaged due to the HIRER'S negligence or misuse the OWNER will continue to charge hire charges until the equipment has been repaired. Any replacement equipment supplied will be at the HIRER'S expense.

e. Except for routine maintenance required by the agreement the HIRER must not in any way interfere with any parts, fittings and/ or appliances attached to the Equipment or without the written consent of the OWNER carry out or have carried out any repairs to the equipment,

f. The HIRER will, grant the OWNER the right of access to the premises where the Equipment is located and the right to inspect the Equipment during normal working hours and to submit the equipment to such mechanical or other tests as may be required to enable the equipment to be properly serviced and maintained.

g. The HIRER is responsible for any extra costs incurred by the OWNER for onsite delays to service and repair, out of the control of the OWNER

e.g. access problems, delays, site inductions, and industrial problems.

8.1.4 At the Completion of the Hire Period

a. The HIRER shall clean the equipment on completion of the hire period, the OWNER with absolute discretion, determines if the HIRER has unfulfilled obligations under this agreement and the OWNER may, at the HIRER'S expense, clean, repair and/ or repaint the Equipment.

b. The HIRER shall remain liable for any extra transport charges if the equipment is not packed up in one location ready to be loaded on the transport truck.

c. The HIRER shall remain liable for the full Replacement Cost in respect of any Equipment lost, damaged or destroyed, caused by:

- 1) Theft of the Equipment.
- 2) Mysterious disappearance or wrongful conversion of the equipment.
- 3) Loss or damage relating to lack of lubrication or other normal servicing of the Equipment.
- 4) Loss or damage of tools, accessories, grease guns, lifting equipment, harnesses and other similar accessories.
- 5) Loss or damage in contravention of the conditions of this Conditions of Hire agreement.
- 6) Loss or damage from use in violation of any statutory laws and regulations.
- 7) Loss or damage during transport, except where transported by the OWNER.
- 8) Loss or damage caused by the negligence of the HIRER.
- 9) Loss or damage to the Equipment whilst located, used, loaded, unloaded, transported on or over water, wharves, bridges or Vessels of any kind.
- 10) Use of products and/or attachments other than those specified by the OWNER or the Manufacturer.
- 11) Overloading of any Equipment.
- 12) Cuts to tyres and tubes, blowouts, bruises, or other causes inherent in the use of the Equipment.
- 13) Exposure to any corrosive substance, e.g. caustic, cyanide, salt water, acid, etc. As well as any Lost Hire Charges between the periods the loss or damage occurred, and payment was made to the OWNER from the HIRER or the HIRER'S Insurance Company.

9. INSURANCE

The HIRER must at their expense maintain all appropriate policies and insurances in respect of the Equipment including but not limited to insurance for:

- a. Damage to or arising out of the hire or use of Equipment in an amount not less than the full new replacement value of the Equipment; and
- b. Third Party and Public Liability risk in respect of the hire or use of the Equipment by the HIRER in an amount not less than \$20 million.

10. INDEMNITY

To the extent permitted by law, the HIRER agrees to indemnify and keep indemnified the OWNER in respect of all actions, claims, Suits, demands, or expenses including claims for consequential loss or loss of profit howsoever arising directly or indirectly from:

- a. Any loss or damage to property or personal injury including loss, damage or injury to third parties.
- b. Breakdown of the Hired Equipment whether or not such breakdown was due to an act, omission or default by the OWNER or the HIRER under this agreement; or
- c. Any other act, omission, default or act of Negligence by the OWNER or the HIRER under this agreement and resulting from or incidental to the use or possession of the Hired Equipment, whether arising from any instruction issued or training provided by the OWNER or arising any other reason whatsoever from the use or possession by the HIRER of the Hired Equipment under this HAC.

11. DAMAGE LEVY

- a. We charge a Damage Levy (DL) at a rate of 10% of the hire rate known as Damage Levy (DL) to the HIRER.
- b. If the HIRER provides to OWNER prior to the commencement of the hire period a certificate of currency stating that the HIRER has current insurance that covers hired in plant and equipment to the minimum value of \$ 350,000.00, the 10% DL will not be levied. The Certificate of Currency must state that the hired in plant is covered for Damage.
- c. This levy caps the HIRER'S liability in the event of a claim for damage to the equipment to an excess of \$5,000.00, this excess applies in all instances (no exceptions).
- d. The HIRER still REMAINS LIABLE at all times for Theft or Mysterious Disappearances of Equipment.
- e. In the event that the HIRER is in Breach of the CONDITIONS of HIRE, the HIRER WILL NOT be able to claim under the DL clause and will be responsible for the full replacement value of the repairs, limited by the replacement value of the Equipment.
- f. Damage Waiver does not cover damage to third party property.

12. EXCLUSIONS OF CONDITIONS & WARRANTIES

Certain conditions and warranties may be implied into the HAC by the Trade Practices Act and State legislation and these conditions are to be read subject to such legislation, but no other conditions or warranties shall be implied in these Condition of Hire.

13. MISCELLANEOUS

- a. This contract is personal to the HIRER.
- b. The owner reserves the rights to change the HAC number and Equipment if required, these Conditions of Hire are still binding in this instance.
- c. Time is to be of the essence of all obligations of the HIRER in these conditions.
- d. The OWNER may assign or subcontract its rights and obligations under this agreement without notice to the HIRER.
- e. Any notice or Invoice that may be given under the HAC may be given by facsimile, or by leaving at the HIRER'S address or by mail.
- f. These conditions shall replace and supersede all other Conditions of Hire, if any, previously in force between the HIRER and the OWNER and no variation of these conditions shall bind either party unless confirmed by the OWNER in writing. The HIRER agrees to be bound by these conditions for all future Hire's unless the OWNER in writing amends these Conditions of Hire.
- g. If any of these conditions or part thereof become void or unenforceable for any reason then that part shall be severed from these conditions to the intent that the balance of this agreement shall remain in full force and effect and be unaffected by any severance of other parts.
- h. Where a party consists of more than one person, their liabilities and the liabilities of their respective legal personal representatives shall be joint and several.
- i. The HIRER agrees that in the event of any conflict between these Conditions of Hire and any of the HIRER'S terms and conditions, these Conditions of Hire will prevail.

Can I set up an account with ACH?

Yes, by requesting, completing and submitting our account application form. As part of applying for an account with ACH, you will be required to provide a credit card payment or direct deposit for an agreed portion of the initial hire. Until your account application has been approved, your hire remains as COD and payment will be required at the end of the billing period by credit card or direct deposit.

How do I hire if I don't have an account?

Non account customers must supply valid credit card details and photo identification to place a booking. Your credit card will be securely stored and encrypted in our software system, and charged at the commencement of hire. If the equipment is not returned on the agreed date and time, your credit card will be automatically debited each day thereafter until it is returned.

Do I have to pay the damage levy?

Yes, unless you provide ACH with a certificate of currency as per section 11 of our terms and conditions. ACH encourage all customers to review our policy regarding damage waiver.

Does the equipment come with a harness?

Yes, where required ACH provide safety harnesses and these are charged as a separate hire item. The client can provide their own harnesses and must email a request that ACH do not provide harnesses with equipment hire. Damage to harnesses will incur a replacement charge of \$275+GST per harness and is not covered under the damage levy.

Common examples of damage include:

- Weld burns
- Non-removable stains such as paint, silastic, plumbing glue etc.
- Rips or tears due to sharp objects

ACH RECOMMEND THAT IF THE HIRER IS A REGULAR USER OF EQUIPMENT THEY PURCHASE THEIR OWN HARNESSSES.

Do I require a licence to operate an EWP?

Yes, under current regulations, a licence is required for high-risk work, which includes operating booms over 11 meters high.

Booms less than 11 meters high and all scissor lifts do not require a licence. However, ACH require operators to demonstrate that they have a level of competency in operating these EWPs.

This competency can be demonstrated by completing an EWP operator's course run through a registered training organisation.

What constitutes a stand down?

ELECTRIC SCISSOR LIFTS:

No stand downs applicable for rain, site shutdowns, RDO's, staff and material shortages.

KNUCKLE & STICK BOOMS / ALL-TERRAIN SCISSOR LIFTS:

Rain full stand downs only apply if called prior to 10am every day. No stand downs are applicable for site shutdowns, RDO's, staff and material shortages.

COMPACTION & EARTHMOVING EQUIPMENT:

Rain stand downs are 50% if called in prior to 10am every day. No stand downs are applicable for site shutdowns, RDO's, staff and material shortages.

SITE FACILITIES:

No stand downs applied.

QUOTED RATES LESS THAN STANDARD RATE CARD:

Where an item is hired at a negotiated rate less than that on a HIRER'S agreed rate card, then no stand downs are available, regardless of the equipment, as all discounts have been included.

How do I off hire a machine?

Call ACH on 1300 361 383 or email office@assethire.com.au and provide your details, site contact, phone number, location and any time requirements.

What is the refuelling process?

The hirer can refuel the equipment during the course of the hire or at the completion of the hire. If you choose to have ACH complete the refuelling during the course of the hire then a request must be placed the day before by contacting the office on 1300 361 383 or office@assethire.com.au. The standard refuelling rate is \$2.60+GST per litre, this includes travel to and from site.

Who do I call if the equipment needs servicing?

Please notify ACH immediately on 1300 361 383 if you require service for a breakdown, refuelling or technical advice.

Do you inspect the site prior to placing an order?

Yes, if you require any form of technical support when selecting equipment for your site, one of our account managers will visit you to assist. This can be arranged by phoning 1300 361 383.

How often do I need to charge the batteries on an electric machine?

All electric EWPs must be charged on a daily basis.

Do I have to clean the equipment before returning it.

Prior to return, all equipment should be swept out and washed down. Any paint or other substances must be removed. A \$100+GST per hour plus chemical charge cleaning fee will be applied where a machine has been returned without an obvious attempt to clean the machine. Machines used in a concrete pouring environment MUST be washed down on a daily basis whilst on hire.

What is the minimum and maximum hire time?

The minimum length of hire is one day with no limit as to the maximum hire period. Please note that when a hire period over lays with the EWP's quarterly or annual service, ACH will require site access in order to undertake the service on the machine.

Where can I find the specifications for a machine that I wish to hire?

Each machine has a compliance plate outlining basic machine information. A comprehensive specification sheet can be viewed and downloaded for each of our products.

Please visit www.assethire.com.au or contact ACH, office@assethire.com.au or 1300 361 383, to request information.

Where do I find the risk assessments and operator's manual for EWP's?

Risk assessments and operator's manuals are located in the "black" operator's box attached to the basket of each machine.

Where can I find the machine service history?

The pre-hire inspection report is located in the yellow pouch attached to the EWP. If you require a copy of the last quarterly or annual service please contact ACH 1300 361 383 or office@assethire.com.au to request a copy.

Do you deliver outside the ACT?

Yes, we deliver outside the ACT. A quote for transport charges will be provided prior to transportation taking place.

What is ACH's delivery and pickup service and can I self collect equipment?

ACH provide a complete delivery and pickup service 7 days a week with no additional charges for weekend deliveries.

If a delivery or pickup occurs between the hours of 6pm and 6am an additional charge may apply. A quote will be provided on request, prior to transportation taking place.

Towable units may be self collected and are covered under the hirer's general insurances.

Equipment requiring heavy vehicle transport may be self collected however full company vehicle insurance coverage must be emailed to office@assethire.com.au at least 1 day prior to collection.



2011



Quickeze delivering our first 30 machines

2012



Our Genie journey reaches stage two



Our first warehouse in Aurora Ave, Queanbeyan

2013



Teaming with Merlo as our preferred supplier



Our first site shed delivery



Our team as it was in 2013

2014



Our very first 135ft boom

2015



Expanding monitor range



Expansion into tipper trucks

2016



Expansion of our Nifty range



2017

Hilti joining our tool division



ACH commenced long term premium partnership



2018

Quickeze become our preferred transport carrier



Our expanding team in 2018



2019

Earth-moving and new bobcats



Dynapac rollers arrived in our fleet



2020

Vermeer joined ACH as a supplier



Atlas Copco come on board as a supplier



2021

Our new home at 177 Gladstone St. Fyshwick



XC85 Stick boom 350th Genie EWP in our fleet



2022

Lots of work on our new Cessnock St depot



2023

Our general hire depot opens on Cessnock St

NOTES

This image shows a blank sheet of white paper with horizontal ruling lines. The lines are evenly spaced and run across the width of the page. There are no margins, text, or other markings on the paper.

This image shows a single sheet of white paper with horizontal ruling lines. The lines are evenly spaced and run across the width of the page. There are no margins, text, or other markings on the paper.



25 Cessnock St, Fyshwick ACT

www.assethire.com.au

1300 361 383